

3.1: Spoke Wheel Assemblies	2
3.2: Spoke Wheels	3
3.3: Hub & Drum Assemblies	4
3.4: Hubs	6
3.5: Brake Drums	8
3.6: Steel Disc Wheels	10
3.7: Steel Demountable Rims	12
3.8: Spacer Bands	13
3.9: Wheel Studs & Nuts	14
3.10: Inner Cap Nuts for Mounting Dual Wheels	15
3.11: Outer Cap Nuts for Mounting Stud Piloted Disc Wheels	15
3.12: Miscellaneous Wheel Nuts & Clamps	16
3.13: Valve Stems & Accessories	17

3.1 Spoke Wheel Assemblies



3.1.1: 3-SPOKE WHEEL & DRUM ASSEMBLIES

Part Number	Size	Bearing Cups		Wheel	Drum	Notes
		Inner	Outer			
See Section 9.2.1 3-spoke wheels						

3.1.2: 5-SPOKE WHEEL & DRUM ASSEMBLIES

Part Number	Size	Bearing Cups		Wheel	Drum	Notes
		Inner	Outer			
WEB85203GCA	20"	653	HM212011	WEB85203--A	WEB67518	Note 1
WEB75209GCA	20"	HM218210	HM212011	WEB75209--A	WEB67518	Note 1
DAY48-14018-051	20"	HM218210	HM212011	DAY47-14018-007	DAY03-122222-002	Note 2
DAY48-14018-569	20"	HM218210	HM212011	DAY47-14018-013	DAY03-122222-002	Note 3
WEB5580ZHCA	20"	HM518410	HM518410	WEB5580Z--A	WEB68730	Note 1
DAY48-09715-103	20"	HM518410	HM518410	47-08990-016	DAY03-122126-002	Note 3
DAY48-097151-26	20"	HM518410	HM518410	47-08990-016	DAY03-122126-002	Note 4
FRUACE5245-1	20"	HM518410	HM518410	FRUACC5226-900	DAY03-122126-002	Note 2
WEB75229GCA	22"	HM218210	HM212011	WEB75229--A	WEB67518	Note 1
DAY48-14068-051	22"	HM218210	HM212011	DAY47-14068-007	DAY03-122222-002	Note 3
WEB5582ZMCM	22"	HM518410	HM518410	WEB5582Z--A	WEB68730	Note 2
FRUACE5245-5	22"	HM518410	HM518410	FRUACC5226-902	DAY03-122126-002	Note 2

Note 1: Complete with cups, 4" corrugated channel spacers, clamps, nuts & studs
 Note 2: Has cups, studs & nuts only
 Note 3: Has cups, clamps, studs & nuts
 Note 4: Has cups, clamps, studs & nuts—set up for ABS

3.1.3: 6-SPOKE WHEEL & DRUM ASSEMBLIES


Part Number	Size	Bearing Cups		Wheel	Drum	Notes
		Inner	Outer			
WEB5682ZH DAT	22"	HM518410	HM518410	56822--A	WEB68765	Note 1

Note 1: Cups, studs & nuts included.

Part number with a 3 digit prefix are stocking parts. All others may be special ordered.

3: Wheels, Drums & Components

3.2 Spoke Wheels



3.2.1: 3-SPOKE WHEELS

Part Number	Size	Bearing Cups		Uses Drums	Notes
		Inner	Outer		
DAY47-14054-002	15"	HM218210	HM212011	WEB# 63647 Dayton# 03-120882	Note 1

Note 1: Clips, studs & nuts included.

3.2.2: 5-SPOKE WHEELS

Part Number	Size	Bearing Cups		Uses Drums	Notes
		Inner	Outer		
WEB85203--A	20"	653	HM212011	WEB67518 DAY03-122222-002	Note 1
DAY47-07791-013	20"	653	HM212011	WEB67518 DAY03-122222-002	Note 2
DAY47-07841-008	22"	653	HM212011	WEB67518 DAY03-122222-002	Note 2
WEB75209--A	20"	HM218210	HM212011	WEB67518 DAY03-122222-002	Note 1
DAY47-14018-013	20"	HM218210	HM212011	WEB67518 DAY03-122222-002	Note 2
WEB75229--A	22"	HM218210	HM212011	WEB67518 DAY03-122222-002	Note 1
DAY47-14068-007	22"	HM218210	HM212011	WEB67518 DAY03-122222-002	Note 2
WEB5580Z--A	20"	HM518410	HM518410	WEB68730 DAY03-122126-002	Note 1
FRUACC5226-900	20"	HM518410	HM518410	WEB68730 DAY03-122126-002	Note 2
WEB5582Z--A	22"	HM518410	HM518410	WEB68730 DAY03-122126-002	Note 1
FRUACC5226-902	22"	HM518410	HM518410	WEB68730 DAY03-122126-002	Note 2

Note 1: Complete with cups, 4" corrugated spacer, clamps, studs & nuts.

Note 2: Has cups, studs & nuts.

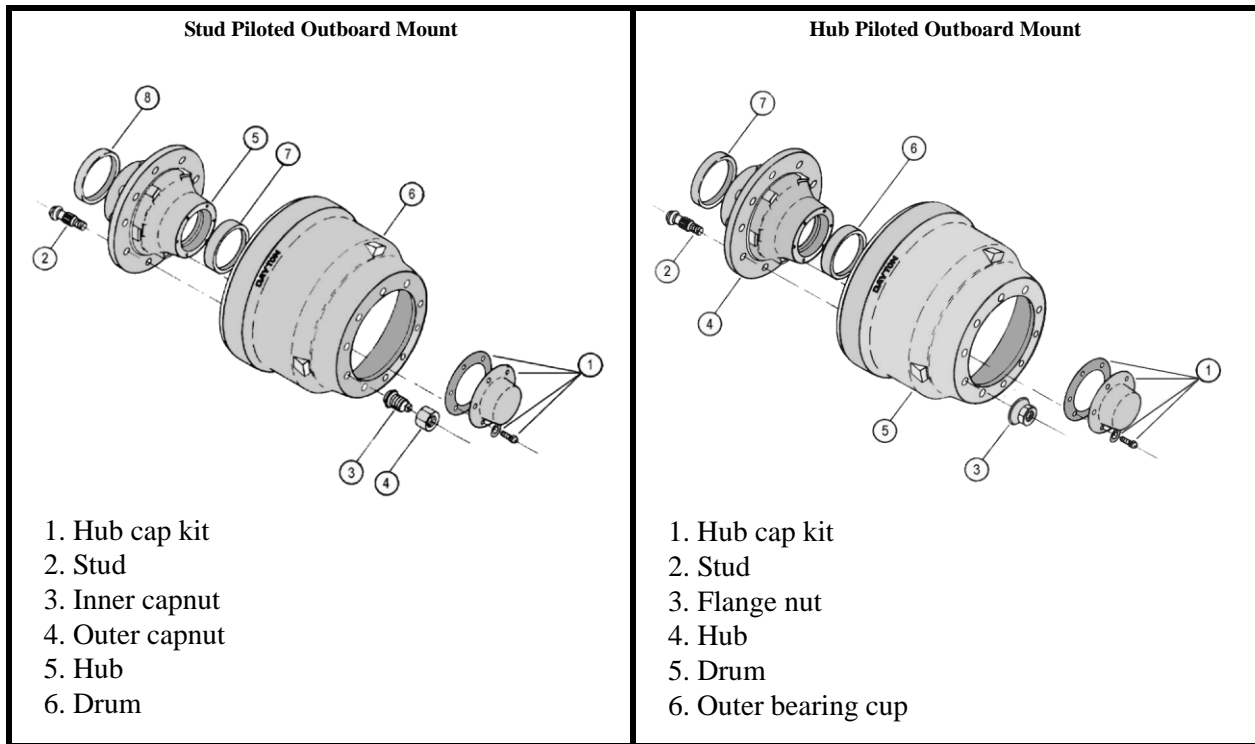
NOTE: Part numbers with a 3 digit prefix are stocking parts. All other parts may be special ordered.

3: Wheels, Drums & Components

3.3 Hub & Drum Assemblies



3.3.1: HUB & DRUM ASSEMBLY DIFFERENCE



Outboard Mount: Drum is easily accessible.
Do not need to remove hub to get to drum.

Inboard Mount: Refers to stud piloted style only.
Need to remove hub to get to drum.

3: Wheels, Drums & Components



3.3.2: STUD PILOTED HUB & DRUM ASSEMBLIES

Part Number	Style	Bearing Cups		Hub	Drum	Notes
		Inner	Outer			
14-15501-375	RH	HM218210	HM212011	DAY04-15501-005	03-123363-022	10 hole Outboard Mount
14-15501-376	LH					
FRUAVA0164-1B	RH	HM518410	HM518410	-----	DAY03-120877-002	10 hole Outboard Mount
FRUAVA0164-2B	LH					
MOT91498	RH	HM518410	HM518410	-----	-----	10 hole Outboard Mount
MOT91499	LH					
FRUACE8458-1	LH	HM518410	HM518410	-----	-----	10 hole Inboard Mount
FRUACE8458-2	RH					

3.3.3: HUB PILOTED HUB & DRUM ASSEMBLIES

Part Number	Style	Bearing Cups		Hub	Drum	Notes
		Inner	Outer			
DAY14-15501-352	10 hole ABS	HM218210	HM212011	-----	16-1/2" x 7" DAY03-123207-002	Outboard Mount
DAY14-15571-114	10 hole ABS	HM218210	HM212011	-----	-----	Outboard Mount
WEB20231UQ3T	10 hole ABS	HM218210	HM212011	WEB20231--3	16-1/2" x 7" WEB66864	ABS Outboard Mount
DAY14-15501-353	10 hole ABS	HM218210	HM212011	-----	16-1/2" x 7" DAY03-123207-002	Outboard Mount long studs*
FRUACF9740-3B	10 hole ABS	HM218210	HM212011	-----	-----	Outboard Mount long studs*
MTR10900304	10 hole	HM218210	HM212011	-----	-----	Outboard Mount
WEB20231UQ3	10 hole	HM218210	HM212011	WEB20231--3	16-1/2" x 7" WEB66864	Outboard Mount
WEB20271CW3T	8 hole ABS	HM218210	HM212011	20271--0	12-1/4" x 8" 63680	Outboard Mount
WEB20271CW5T	8 hole ABS	HM218210	HM212011	20271--0	-----	Outboard Mount long studs*
WEB20271CW3	8 hole	HM218210	HM212011	20271--0	12-1/4" x 8" 63680	Outboard Mount
WEB20271CW5	8 hole	HM218210	HM212011	20271--0	-----	Outboard Mount long studs*
WEB23231UQ3	10 hole ABS	HM518410	HM518410	2323-0	16-1/2" x 7" WEB66884F	Outboard Mount
DAY14-15593-081	10 hole RH w/sensor	HM518410	HM518410	-----	-----	Outboard Mount
DAY14-15593-082	10 hole LH w/sensor	HM518410	HM518410	-----	-----	Outboard Mount
MTR35770728	10 hole	HM518410	HM518410	-----	-----	Outboard Mount
FRUAVA0163-1B	10 hole	HM518410	HM518410	-----	16-1/2" x 7" DAY03-123365-002	Outboard Mount

*Long studs used to mount aluminum wheels.

3.4 Hubs

3.4.1: STUD PILOTED HUBS

Part Number	Style	Bearing Cups		Uses Drum	Notes
		Inner	Outer		
DAY04-09747-003	10 hole	653	HM212011	16-1/2" x 7" DAY03-012582-002	Inboard Mount no studs
WEB1221	10 hole	653	HM212011	16-1/2" x 7" WEB62200 16-1/2" x 8-5/8" WEB68891	Inboard Mount no studs or cups
WEB12213--MR	10 hole RH	653	HM212011	16-1/2" x 7" WEB62200 16-1/2" x 8-5/8" WEB68891	Inboard Mount with studs
WEB12213--ML	10 hole LH	653	HM212011		
DAY04-14059-001	10 hole	HM218210	HM212011	16-1/2" x 7" DAY03-012582-002 16-1/2" x 8-5/8" 03-120882-002	Inboard Mount no studs
WEB10209--N	10 hole	HM218210	HM212011	16-1/2" x 7" WEB66864 16-1/2" x 8-5/8" WEB68891	Inboard Mount no studs
20231--0	10 hole	HM218210	HM212011	16-1/2" x 7" WEB66864 16-1/2" x 8-5/8" WEB68891	Outboard Mount no studs
WEB20231--N	10 hole	HM218210	HM212011	16-1/2" x 7" WEB66864 16-1/2" x 8-5/8" WEB66814	Outboard Mount no studs
WEB1001	10 hole	HM218210	HM212011	16-1/2" x 7" WEB62200 16-1/2" x 8-5/8" WEB68891	Inboard Mount no studs or cups
WEB10019--MR	10 hole RH	HM218210	HM212011	16-1/2" x 7" 63300 16-1/2" x 8-5/8" WEB68891	Inboard Mount with studs
WEB10019--ML	10 hole LH	HM218210	HM212011		
WEB20231--MR	10 hole RH	HM218210	HM212011	16-1/2" x 7" WEB66864 16-1/2" x 8-5/8" WEB66814	Outboard Mount with studs
WEB20231--ML	10 hole LH	HM218210	HM212011		
DAY04-14802-001	10 hole RH	HM218210	HM212011	16-1/2" x 7" DAY03-122607-002	Outboard Mount with studs
DAY04-14802-002	10 hole LH	HM218210	HM212011		
FRUACC5227-1	10 hole	HM518410	HM518410	-----	Inboard Mount no studs
DAY04-14131-001	10 hole	HM518410	HM518410	16-1/2" x 7" DAY03-120877-002	Outboard Mount no studs
WEB1331	10 hole	HM518410	HM518410	16-1/2" x 7" WEB68730 16-1/2" x 8-5/8" 68927	Inboard Mount no studs or cups
DAY04-09179-038	10 hole RH	HM518410	HM518410	15" x 7" 120299 16-1/2" x 7" DAY03-122126-002 16-1/2" x 8-5/8" DAY03-120376-002	Inboard Mount with studs
DAY04-09179-039	10 hole LH	HM518410	HM518410		
DAY04-14131-006	10 hole RH	HM518410	HM518410	16-1/2" x 7" DAY03-120877-002	Outboard Mount with studs
DAY04-14131-007	10 hole LH	HM518410	HM518410		

NOTE: Part numbers with a 3 digit prefix are stocking parts. All other parts may be special ordered.

3.4.2: HUB PILOTED HUBS & ACCESSORIES



Part Number	Style	Bearing Cups		Uses Drum	Notes
		Inner	Outer		
CMT105775	10 hole Alum. ABS	HM218210	HM212011	-----	Outboard Mount with studs
WEN10-00011-101	10 hole ABS	HM218210	HM212011	-----	Outboard Mount with studs
DAY04-15501-005	10 hole	HM218210	HM212011	16-1/2" x 7" DAY03-123365-002	Outboard Mount with studs
WEB20231--3	10 hole	HM218210	HM212011	16-1/2" x 7" WEB66864 16-1/2 x 8-5/8" WEB66814	Outboard Mount with studs
DAY04-15501-001	10 hole	HM218210	HM212011	16-1/2" x 7" DAY03-123365-002	Outboard Mount no studs
WEB20281--3	8 hole	HM218210	HM212011	15" x 7" 61576F 16" x 7" WEB66875F 16" x 8-5/8" 66816F	Outboard Mount with studs
CMT106229	10 hole Alum. ABS	HM518410	HM518410	-----	Outboard Mount long studs*
DAY04-15656-018	10 hole ABS	HM518410	HM518410	-----	Outboard Mount long studs*
DAY04-15656-002	10 hole ABS	HM518410	HM518410	-----	Outboard Mount no studs
CMT101265	10 Hole Alum.	HM518410	HM518410	-----	Outboard Mount long studs* thread hubcap
CMT101781	10 Hole	HM518410	HM518410	-----	OutboardMount with studs thread hubcap
CMT106226	10 hole Alum.	HM518410	HM518410	-----	Outboard Mount long studs*
DAY04-15502-001	10 hole	HM518410	HM518410	16-1/2" x 7" DAY03-123365-002	Outboard Mount no studs
CMT106275**	10 hole Alum. ABS	NP593561	NP174964	-----	Outboard Mount with studs

*Long studs used to mount aluminum wheels.

** denotes Preset Premium hub



1. CMT105459 Tone ring

3.5 Brake Drums

3.5.1: DISC WHEEL BRAKE DRUMS & CROSSOVER



Drums with a 3 letter prefix are stocking parts

Brake Size	Dayton Number	Webb Number	Motor Wheel Number ¹	Gunite Number	Dayton X-30 Number ²	Reyco Number
16-1/2" x 7"	DAY03-012582-002	WEB62200	MOT87407B	2705	-----	-----
16-1/2" x 7"	DAY03-120877-002*	WEB60876	-----	3120	-----	52877-11
16-1/2" x 7"	DAY03-122126-002	67415	MOT87415B	3018A	-----	-----
16-1/2" x 7"	DAY03-122607-002	WEB66893F	MOT87101B	3166	DAY53-123564-002	53026-01
16-1/2" x 7"	DAY85-123207-002	WEB66884	MOT89996B	3600A	-----	-----
16-1/2" x 7"	-----	66875	MOT88797B	3141B	DAY53-123566-002	-----
16-1/2" x 7"	DAY03-123365-002	-----	-----	3401	-----	-----
16-1/2" x 7"	03-123022-002	66873	MOT89877B	3402	-----	-----
16-1/2" x 8-5/8"	DAY03-120376-002	68927	88085	3168	-----	51971-11
16-1/2" x 8-5/8"	03-120882-002	WEB68891	86302	3174	-----	52219-01
16-1/2" x 8-5/8"	DAY03-122513-002	WEB66817	-----	-----	-----	-----
16-1/2" x 8-5/8"	-----	69571B	MOT89571B	-----	-----	-----
16-1/2" x 8-5/8"	-----	66811	MOT89467B	-----	-----	-----
15" x 7"	-----	61571	MOT87128B	3219	-----	-----
15" x 7"	03-123466-002	WEB61988	-----	-----	-----	-----

*Replaces Trailmobile 7-4-264

1.)Centrifuse Drum

2.)Steelite X-30 Drums

3.5.2: SPOKE WHEEL BRAKE DRUMS & CROSSOVER



Drums with a 3 letter prefix are stocking parts

Brake Size	Dayton Number	Webb Number	Motor Wheel Number ¹	Gunite Number	Dayton X-30 Number ²	Reyco Number
16-1/2" x 7"	DAY03-120574-002*	WEB62240	-----	2974	-----	52034-01
16-1/2" x 7"	DAY03-120586-002	WEB68765	86356	2546C	-----	52327-11
16-1/2" x 7"	DAY03-122126-002	WEB68730	85130	3018A	-----	52327-10
16-1/2" x 7"	DAY03-122222-002	WEB67518	86141	2983C	-----	52230-10
16-1/2" x 7"	DAY03-123430-002	-----	-----	2997	-----	-----
12-1/4" x 7-1/2"	03-122963-002	WEB63617	-----	3174	-----	-----
12-1/4" x 7-1/2"	DAY03-122971-002	WEB63637	-----	3467	-----	-----
12-1/4" x 8"	03-122924-002	63650	-----	-----	-----	-----
12-1/4" x 8"	-----	WEB63634F	-----	-----	-----	-----
15" x 4"	03-122104-002	65514B	-----	3051A	-----	-----
15" x 4"	DAY03-122964-002	-----	-----	-----	-----	-----
15" x 4"	-----	67945B	MOT87945B	-----	-----	-----
15" x 4"	-----	66543	MOT88870BK	-----	-----	-----

*Replaces Trailmobile 7-4-240

1.)Centrifuse Drum

2.)Steelite X-30 Drums

3.5.3: TRACTOR DRUM APPLICATIONS & CROSSOVERS

MOTOR WHEEL

Drums with a 3 letter prefix are stocking parts

Brake Size	Dayton Number	Webb Number	Motor Wheel Number ¹	Gunitite Number	Dayton X-30 Number ²	Reyco Number
16-1/2" x 7"	03-120754-002	61708	87435	2517A	-----	51961-10
16-1/2" x 7"	DAY03-122009-002	WEB62997	-----	2997	-----	52890-11
16-1/2" x 7"	DAY03-122453-002	WEB66892	MOT87295B	3543	-----	52878-01
16-1/2" x 7"	DAY03-122455-002	68942	85790	3136A	-----	52647-11
16-1/2" x 7"	DAY03-122550-002	WEB66895B	MOT87156B	3141	DAY53-123565-002	52705-30
16-1/2" X 7"	DAY03-122600-002	68897	-----	8656	-----	51952-01
16-1/2" X 7"	DAY03-122603-002	68760	-----	2672	-----	-----
16-1/2" X 7"	DAY03-122683-002	68981	-----	3295A	-----	-----
16-1/2" X 7"	-----	WEB66865B	-----	-----	-----	-----
16-1/2" X 7"	-----	WEB66875	-----	-----	-----	-----
16-1/2" X 7"	DAY03-123365-002	WEB66864	-----	-----	-----	-----
16-1/2" X 8-5/8"	DAY03-122284-002	-----	87405	3295A	-----	51971-31
16-1/2" X 8-5/8"	DAY03-122513-002	66817	-----	-----	-----	-----
16-1/2" X 8-5/8"	DAY03-123406-002	-----	-----	-----	-----	-----
16-1/2" X 8-5/8"	03-123428-002	WEB66814	-----	-----	-----	-----
15" X 4"	DAY03-122575-002	64414	-----	3244	-----	53030-01
15" X 4"	DAY13-123254-002	-----	-----	-----	-----	-----
15" X 4"	DAY13-122506-002	-----	-----	-----	-----	-----

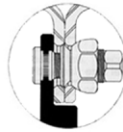
1.)Centrifuse Drum 2.)Steeelite X-30 Drums

NOTE: Part numbers with a 3 digit prefix are stocking parts. All other parts may be special ordered.

3.6 Steel Disc Wheels

3.6.1: STUD PILOTED STEEL DISC WHEELS

ALSO REFERRED TO AS BALL SEAT MOUNT



3.6.1.1: STUD PILOTED TUBELESS 15° STEEL DISC WHEELS

Size	Accuride Number	Motor Wheel Number	Color	Mounting Holes	Hand Holes	Notes
17.5" x 6.00"	ACC28145PG	-----	Gray	6	2	Extra Service
17.5" x 6.50"	ACC28112PG	-----	Gray	10	2	Extra Service
17.5" x 8.25"	ACC28324PG	-----	Gray	10	2	Extra Service
22.5" x 7.50"	ACC27403PG	-----	Gray	10	2	Extra Service
22.5" x 8.25"	ACC27404PG	MOT87905G	Gray	10	2	Extra Service
22.5" x 8.25"	ACC27404PW	MOT87905E	White	10	2	Extra Service
22.5" x 8.25"	ACC27833CPW	-----	White	10	5	Extra Service
22.5" x 8.25"	ACC28549PG	-----	Gray	10	2	Heavy Load
22.5" x 9.00"	ACC28510PG	-----	Gray	10	2	Heavy Load
22.5" x 9.00"	ACC28510PW	-----	White	10	2	Heavy Load
24.5" x 8.25"	ACC27406PG	MOT87897G	Gray	10	2	Extra Service
24.5" x 8.25"	ACC27406PW	MOT87897E	White	10	2	Extra Service
24.5" x 8.25"	ACC28410PG	-----	Gray	10	2	Heavy Load
24.5" x 8.25"	ACC28410PW	-----	White	10	2	Heavy Load

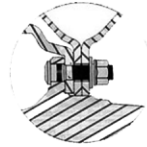
3.6.1.2: STUD PILOTED TUBE TYPE 5° STEEL DISC WHEELS

Size	Accuride Number	Motor Wheel Number	Color	Mounting Holes	Hand Holes	Notes
20" x 8.00"	ACC25668-3	-----	Gray	10	5	-----

3.6.1.3: STUD PILOTED DUPLEX STEEL DISC WHEELS

Size	Accuride Number	Motor Wheel Number	Color	Mounting Holes	Hand Holes	Notes
22.5" x 12.25"	ACC28132	-----	Gray	10	2	-----
22.5" x 12.25"	ACC29218PG	-----	Gray	10	5	-----
22.5" x 13.00"	ACC28169PG	-----	Gray	10	2	-----

3: Wheels, Drums & Components

3.6.2: HUB PILOTED STEEL DISC WHEELS
ALSO REFERRED TO AS UNI-MOUNT
ACCURIDE
 CORPORATION

MOTOR WHEEL
3.6.2.1: HUB PILOTED TUBELESS STEEL DISC WHEELS

Size	Accuride Number	Motor Wheel Number	Color	Mounting Holes	Hand Holes	Notes
17.5" x 6.75"	ACC28656PG	-----	Gray	8	4	Extra Service
17.5" x 6.75"	ACC28656PW	-----	White	8	4	Extra Service
19.5" x 7.50"	ACC29195PW	-----	Gray	10	5	Extra Service
22.5" x 8.25"	-----	MOT88884G	Gray	8	4	Extra Service
22.5" x 8.25"	ACC28484PW	MOT88884E	White	8	4	Extra Service
22.5" x 8.25"	ACC28408PG	-----	Gray	10	2	Extra Service
22.5" x 8.25"	ACC28408PW	-----	White	10	2	Extra Service
22.5" x 8.25"	-----	MOT90541E	White	10	4	Extra Service
22.5" x 8.25"	ACC28487PW	-----	White	10	5	Extra Service
22.5" x 8.25"	ACC29001PG	-----	Gray	10	5	Extra Service
24.5" x 8.25"	-----	MOT88790E	White	8	4	Extra Service
24.5" x 8.25"	ACC28409PG	-----	Gray	10	2	Extra Service
24.5" x 8.25"	ACC28409PW	-----	White	10	2	Extra Service
24.5" x 8.25"	-----	MOT90542E	White	10	4	Extra Service
24.5" x 8.25"	ACC28827PW	-----	White	10	2	Heavy Duty

3.7 Steel Demountable Rims

3.7.1: STEEL TUBELESS DEMOUNTABLE RIMS



Size	Accuride Number	Motor Wheel Number	Color	Rim Offset	Maximum Load (lbs.)
17.5" x 6.75"	ACC31868175PG	-----	Gray	3.90"	4805 lbs.
17.5" x 8.25"	ACC31814175PG	-----	Gray	4.75"	6040 lbs.
22.5" x 7.5"	ACC30371225PG	-----	Gray	4.26"	6610 lbs.
22.5" x 7.5"	ACC30371225PW	-----	White	4.26"	6610 lbs.
22.5" x 8.25"	ACC30391225PG	MOT825225DVLG	Gray	4.75"	7300 lbs.
22.5" x 8.25"	ACC30391225PW	MOT825225DVLE	White	4.75"	7300 lbs.
22.5" x 8.25"	ACC32051PG	-----	Gray	4.75"	8,000 lbs.
24.5" x 8.25"	ACC30391245PG	MOT825245DVLG	Gray	4.75"	7300 lbs.
24.5" x 8.25"	ACC30391245PW	MOT825245DVLE	White	4.75"	7300 lbs.
22.5" x 9.00"	ACC32052PG	-----	Gray	5.00"	10,000 lbs.
22.5" x 9.00"	ACC32052PW	-----	White	5.00"	10,000 lbs.
22.5" x 12.25"	ACC31658PG	-----	Gray	0.38"	10,500 lbs.
22.5" x 12.25"	ACC31677PG	-----	-----	4.00"	9,270 lbs.

3.7.2: STEEL TUBE TYPE 3-PIECE DEMOUNTABLE RIMS

Size	Accuride Number	Color	Side Ring	Lock Ring	Maximum Load (lbs.)
20" x 7.0"	ACC240-5-1	Gray	-----	LR240-5	5430 lbs.
20" x 8.0"	ACC275-5-1	Gray	262D5SR	240D5LR	7600 lbs.
22" x 8.0"	ACC276-5-1	Gray	263D5SR	241D5LR	7600 lbs.
24" x 8.0"	ACC277-5-1	Gray	264D5SR	242D5LR	7600 lbs.
24" x 8.5"	ACC313-5-1	Gray	313D5SR	313D5LR	8900 lbs.


3.7.3: STEEL TUBE TYPE 2-PIECE DEMOUNTABLE RIMS

Size	Accuride Number	Color	Side Ring	Lock Ring	Maximum Load (lbs.)
20" x 7.5"	ACC262-FL2-1	Gray	ACC262FLSRPG	-----	5430 lbs.


3: Wheels, Drums & Components

3.8 Spacer Bands

3.8.1: STEEL SMOOTH SPACER BANDS

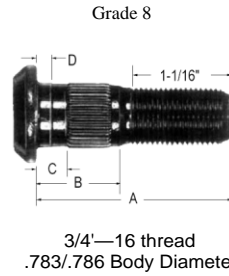
Size	Part Number	Figure
15" x 3-3/8"	LSASB3315K	
15" x 4"	LSASB4015K	
20" x 3-3/8"	LSASB3320K	
20" x 3-5/8"	LSASB3520K	
20" x 4"	LSASB4020K	
20" x 4-1/4"	LSASB4220K	
20" x 4-1/2"	LSASB4420K	
22" x 3-3/8"	LSASB3322K	
22" x 3-5/8"	LSASB3522K	
22" x 4"	LSASB4022K	
22" x 4-1/4"	LSASB4222K	
22" x 4-1/2"	LSASB4422K	
24" x 4"	LSASB4024K	

3.8.2: STEEL CORRUGATED SPACER BAND

Size	Part Number	Figure
20" x 3-5/8"	ACC14F144SBPG	
20" x 4"	ACC14F146SBPG	


3.9 Wheel Studs & Nuts


3.9.1: SERRATED WHEEL STUDS

Part Number	Type	A	B	C	D	Figure
DAY09-001910*	RH	2-5/8"	31/32"	1/8"	3/8"	 <p>Grade 8 3/4"—16 thread .783/.786 Body Diameter</p>
DAY09-001911*	LH					
EUCE-5756-R	RH	3-3/8"	2"	9/16"	5/16"	
EUCE-5756-L	LH					
EUCE-5757-R	RH	3-5/8"	2-14"	9/16"	5/16"	
EUCE-5757-L	LH					
EUCE-5765-R	RH	3-3/8"	2"	3/8"	3/16"	
EUCE-5765-L	LH					
EUCE-5766-R	RH	3-7/8"	2-1/2"	9/16"	5/16"	
EUCE-5766-L	LH					
BWPM-1176**	RH	3-1/4"	7/8"	7/32"	-----	
BWPM-1177**	LH					


* .890 Body Diameter

** .900 Body Diameter


Part Number	Type	A	B	C	Figure
EUCE-4966-R	RH	2-5/8"	1-1/4"	5/16"	 <p>Grade 8 3/4"—16 thread .783/.786 Body Diameter</p>
EUCE-4966-L	LH				
EUCE-4968-R	RH	2-7/8"	1-1/2"	1/2"	
EUCE-4968-L	LH				
EUCE-4969-R	RH	3-1/8"	1-3/4"	9/16"	
EUCE-4969-L	LH				

Part Number	Body Diameter	A	B	C	D	Figure
DAY09-861901	A=.770"/.773"	2-7/8"	1-1/2"	1-3/16"	1/2"	
DAY09-861902	B=.770"/.773"					
DAY09-001326	A=.777"/.780"	3-27/32"	2-11/32"	1-9/32"	1/2"	
DAY09-001327	B=.783"/.786"					

3.9.2: METRIC CLIPPED HEAD STUDS


Part Number	Thread	A	B	C	Figure
EUCE-5994	.980"/.983"	3-1/4"	43/64"	2-1/2"	 <p>Grade 10.9* M22 x 1.5 thread</p>
EUCE-6001A	.908"/.912"	4-31/32"	1-19/64"	3-1/4"	
EUCE-6029	.908"/.912"	4-3/8"	1-19/64"	2-1/2"	
EUCE-6030	.908"/.912"	5-1/4"	1-19/64"	3-11/32"	
*Metric equivalent to Grade 8					

3.9.3: STUDS FOR SPOKE WHEELS

Part Number	Thread	A	B	C	Figure
EUCE-4958	5/8"—11	2-3/4"	7/8"	1-11/16"	 <p>Grade 8</p>
MWP7530	3/4"—10	2-7/8"	1"	1-11/16"	

3.10 Inner Cap Nuts for Mounting Dual Wheels


3.10.1: INNER CAP NUTS FOR MOUNTING STUD PILOTED DUAL STEEL WHEELS

Part Number	Type	Outer Thread	Inner Thread	Length	Figure
MWP10708**	RH	1-1/8"—16	3/4"—16	2-7/32"	 Grade 8
MWP10708Z*					
MWP10709**	LH	1-1/8"—16	3/4"—16	2-7/32"	
MWP10709Z*					
NUT35100031	RH	1-1/8"—16	3/4"—16	2-7/32"	
NUT35100033	LH				

*denotes clear finish **denotes yellow finish

3.11 Outer Cap Nuts for Mounting Stud Piloted Disc Wheels


3.11.1: OUTER CAP NUTS FOR MOUNTING STUD PILOTED DUAL STEEL OR ALUMINUM WHEELS

Part Number	Type	Thread	Hex	Height	Figure
MWP37891**	RH	1-1/8"—16	1-1/2"	7/8"	
MWP37891Z*	RH				
MWP37892**	LH	1-1/8"—16	1-1/2"	7/8"	
NUT35100032	RH	1-1/8"—16	1-1/2"	7/8"	
NUT35100034	LH				


*denotes clear finish **denotes yellow finish

3.12 Miscellaneous Wheel Nuts & Clamps


3.12.1: METRIC NUTS

Part Number	Thread	Hex	Height	Figure
MWP888	M22 x 1.5	38 mm (1-1/2")	28.5 mm (1-1/8")	
MWP2156	M22 x 1.5	33 mm (1-5/16")	31 mm (1-7/32")	
DAY08-205578	M22 x 1.5	33 mm (1-5/16")	31 mm (1-7/32")	

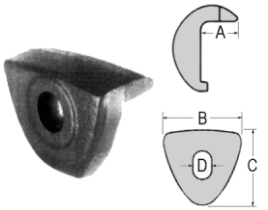
3.12.2: RIM NUTS FOR SPOKE WHEELS

Part Number	Thread	Hex	Description	Figure
EUCE-4962	5/8"—11	1-1/16"	Flat Face 2 Sides	
MWP40	3/4"—10	1-1/4"		
MWP75	3/4"—10	1-1/4"		

3.12.3: BACK NUTS

Part Number	Thread	Hex	Height	Figure
NUT5-30A	3/4"—16	1-1/8"	21/32"	
NUT5-32A	7/8"—14	1-1/4"	49/64"	

3.12.4: RIM CLAMPS

Part Number	A	B	C	D	Spacer Width	Figure
FRUACE9120-1	1-3/4"	2-7/8"	3/4"	3-3/8"	3-3/8"	
MWP612						
FRUACE9121-1	1-1/8"	2-7/8"	2-1/2"	3/4"	4"	
MWP608						


3.13 Valve Stems & Accessories

3.13.1: TUBELESS VALVE STEMS FOR STEEL WHEELS



Straight Clamp-in Valve, for use in one piece stud drop center rims and wheels with 5/8" diameter side mount holes. Complete with all fittings, valve caps and valve core.




Part Number	Haltec Part Number	TR Number	Effective Length	Figure
SCH501-10	HALTV501	501	1-1/2"	
SCH570	-----	570	3-1/8"	
SCH571	HALTV571	571	3-3/8"	
SCH572	HALTV572	572	3-3/4"	
SCH573	HALTV573	573	4-3/8"	
SCH574-100	-----	574	5"	

3.13.2: TUBELESS VALVE STEM FOR ALUMINUM WHEELS 9.7CM VALVE HOLE








Tubeless Single Bend Clamp-in Valve, for use with 9.7cm (.328") rim hole in aluminum disc wheels. Complete with all fittings, valve cap and valve stem.



Part Number	Haltec Part Number	TR Number	Bend	Effective Length	Figure
SCH545D	HALTV545D	543D	60°	2.31"	
SCH543E	-----	543E	75°	2.31"	

3.13.3: MISCELLANEOUS VALVE STEM PARTS

Valve Cores	Metal Valves	Metal Double Seal Cap	O-Rings	
 <ol style="list-style-type: none"> SCH5405V Commercial Application SCH8500TV/8500-167 General purpose HALVC-1 General purpose 	 <ol style="list-style-type: none"> SCH7572V Nickel-plated SCH7572B Black finish 	 <ol style="list-style-type: none"> HALDS-1 allows for inflation w/out removing cap 	 <ol style="list-style-type: none"> SCH543-3 TR540 series 	
<th>Grommets</th> <td></td> <td></td> <td></td>	Grommets			
 <ol style="list-style-type: none"> SCH509-3 TR509/TR510 series SCH595-3/595-0025 TR570 series 				

3: Wheels, Drums & Components

3.13.4: SCHRADER VALVE ACCESSORIES

Tire Valve Repair Tool



1. SCH3522/3522-003 4-1 Tool

Metal Valve Extension



1. SCH7382 5-1/16" Length
2. SCH7383 6-1/16"

Tire Tread Depth Guide



1. SCH599



Dual Foot Truck Tire Gauges,
hang up ring 6" extension calibrated from
10-130 P.S.I. in 2 lb. increments.



1. SCH1250A-D 12" Straight dual-foot in blister pack
2. SCH1250A 12" Straight dual-foot



1. SCH7188-7102 Straight

3.13.5: DUAL TIRE PRESSURE EQUALIZER

Air flows freely between dual tires to maintain
equal inflation:

- *Increases fuel mileage
- *Improves traction
- *Decreases tire maintenance & downtime
- *No valve core removal necessary
- *Extends tread life
- *Reduces risk of blow-outs



1. SCH1125 Visualizer II

3: Wheels, Drums & Components