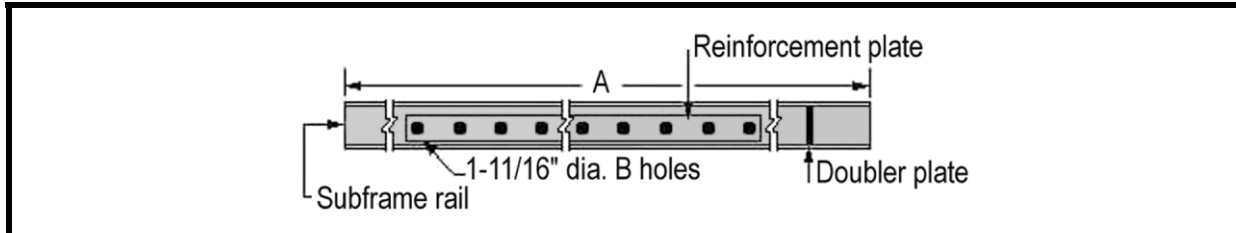


9.1: Fruehauf Suspensions & Components .....	2
9.2: Hutch 9700 Suspension Kits.....	11
9.3: Hutch Slider & Subframe Components .....	12
9.4: Hutch Suspension Parts .....	15
9.5: Reyco Suspensions & Components .....	23
9.6: Binkley Suspensions & Components .....	30
9.7: Hendrickson Suspensions & Components .....	33
9.8: Suspension Springs .....	39
9.9: Suspension U-Bolts & Kits .....	43

## 9.1 Fruehauf Suspensions & Components

### 9.1.1: FRUEHAUF UPPER SLIDE RAILS

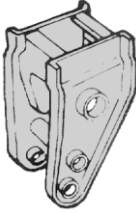
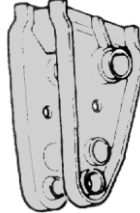
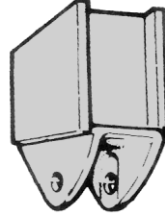
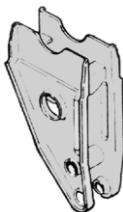
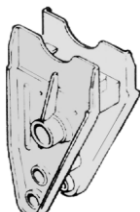

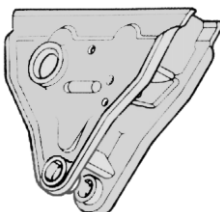
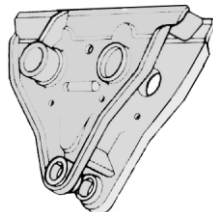
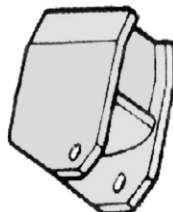





Part Number	Description	A	Crossmember	Type
FRUFAS1016-1	Subframe Rail Kit*	186"	4"	Universal
FRUFAS1016-2	Subframe Rail Kit*	214"	4"	Universal
FRUFAS1016-3	Subframe Rail Kit*	247"	4"	Universal
FRUFAS1016-4	Subframe Rail Kit*	186"	3"	R/S
FRUFAS1016-5	Subframe Rail Kit*	186"	3"	C/S
FRUFAS1016-6	Subframe Rail Kit*	214"	3"	R/S
FRUFAS1016-7	Subframe Rail Kit*	214"	3"	C/S
FRUFAS1016-8	Subframe Rail Kit*	247"	3"	R/S
FRUFAS1016-9	Subframe Rail Kit*	247"	3"	C/S

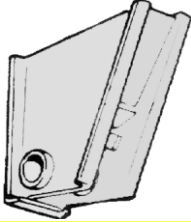

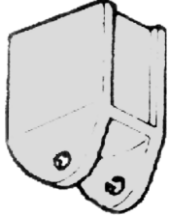
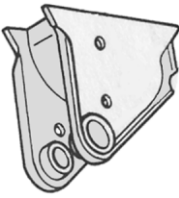
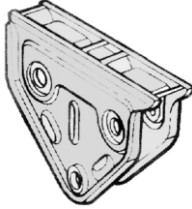
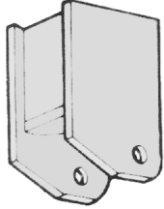

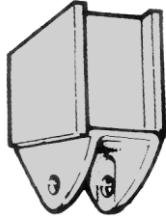
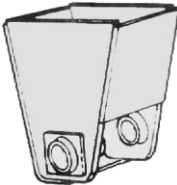
- \* Kit consists of:  
 1 Rail  
 1 Doubler Plate  
 1 Reinforcement Plate

9: Suspensions

**9.1.2: FRUEHAUF HANGERS**

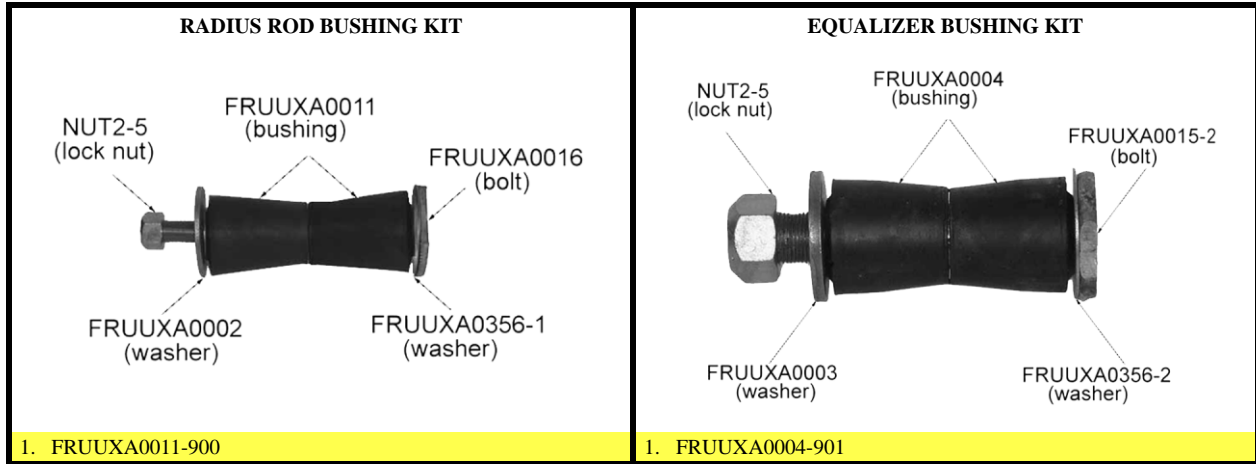
FRONT HANGER	EQUALIZER HANGER	REAR HANGER
<b>Under Mount</b>		
		
1. FRUUCF2467-1	1. FRUUXA0034 2. FRUUXA0034-900 Reinforced	1. FRUUCF2470-1
<b>Straddle Mount</b>		
		
1. FRUUCF2473-1	1. FRUUXA0021	1. FRUUCF2471-1
<b>Wide Base</b>		
		
1. FRUUCF1466-1	1. FRUUCE7746-1	1. FRUUCF5858-1
<b>Cast</b>		
		
1. FRUUXA0066*      LH 2. FRUUXA0066-1*      RH	1. FRUUXA0067      LH 2. FRUUXA0067-1      RH	1. FRUUXA0065      LH 2. FRUUXA0065-1      RH

\*No longer available, for service reference only

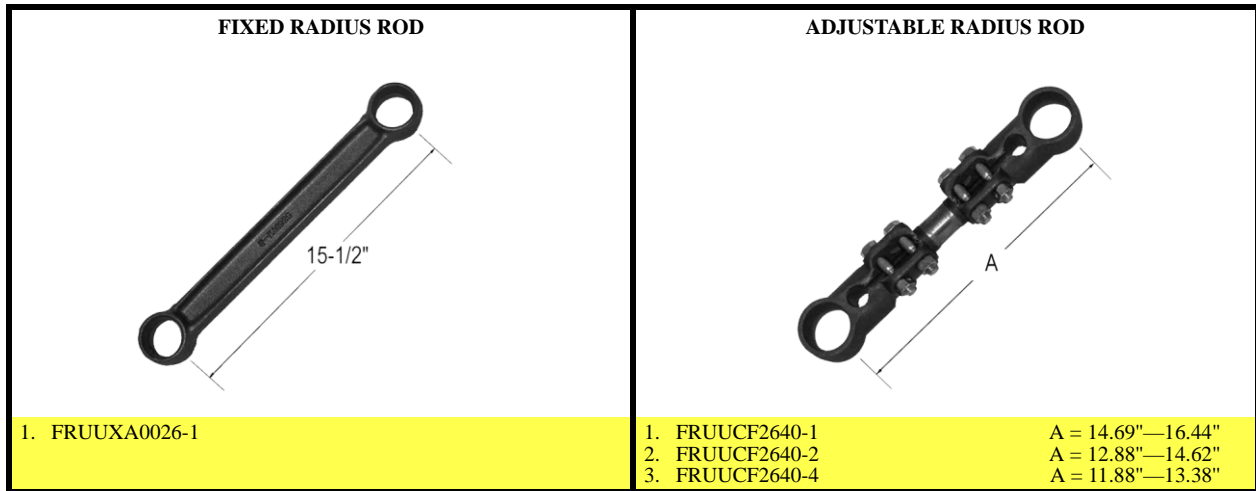
FRONT HANGER		EQUALIZER HANGER	REAR HANGER
		<b>J-2 Suspension Hanger</b>	
			
1. FRUUCE4169-2		1. FRUUXA0017	1. FRUUCE7745-2
		<b>F1-1 &amp; Nf-2 Suspension Hanger</b>	
			
1. FRUUCF6668-1		1. FRUUCF6672-1	1. FRUUCF5858-2
		<b>W-1 Suspension</b>	
			
1. FRUUC8925-1		None Needed	1. FRUUCF2470-1
		<b>T Suspensions</b>	
			
1. FRUUCE1177-1 2. FRUUCE1177-2	R/S C/S	None Needed	None Needed

9: Suspensions










**9.1.3: FRUEHAUF BUSHING KIT**



**9.1.4: FRUEHAUF RADIUS RODS**

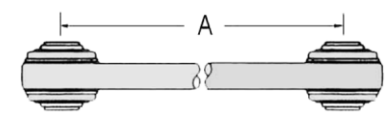


**9.1.5: FRUEHAUF EQUALIZERS & EQUALIZER BUSHINGS**

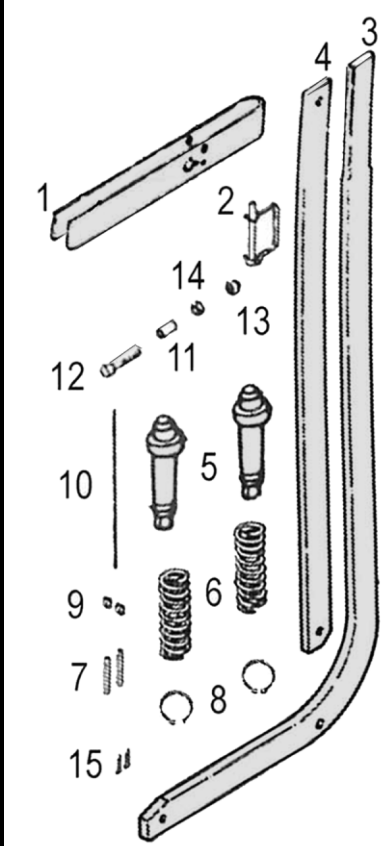
<p style="text-align: center;"><b>Cast Equalizer</b></p>  <p>1. FRUUXA0017</p>	<p style="text-align: center;"><b>Ductile Equalizer</b></p>  <p>1. FRUUCF6963-1</p>	<p style="text-align: center;"><b>NF Equalizer</b></p>  <p>1. FRUUCF8317-1 2. FRUUCF8317-2 Flame hardened</p>
<p style="text-align: center;"><b>Equalizer End</b></p>  <p>1. FRUUCF1757-1</p>	<p style="text-align: center;"><b>NF2 Equalizer</b></p>  <p>1. FRUUVA0116-1</p>	<p style="text-align: center;"><b>NF Bushing</b></p>  <p>1. FRUUCF6699-1</p>
<p style="text-align: center;"><b>Wide Sread Equalizer</b></p>  <p>1. FRUUXA0049</p>		<p style="text-align: center;"><b>Bushing</b></p>  <p>1. FRUUCF6703-1</p>
<p style="text-align: center;"><b>Bushing</b></p>  <p>1. FRUUXA0004</p>		

9: Suspensions


**9.1.6: FRUEHAUF STABILIZER ARM ASSEMBLY**

Part Number	Description	Figure
FRUFCF8248-1	A = 18"	
FRUFCF8248-2	A = 21"	
FRUFCF8248-3	A = 26-1/2"	
FRUFCF8248-4	A = 32-1/2"	
FRUFCF8248-6	A = 35-1/2"	
FRUFCF8248-901	A = Universal over 30"	
FRUFCF8248-902	A = Universal under 30"	


**9.1.7: FRUEHAUF SLIDER FRAME LOCKING MECHANISM & COMPONENTS**

Part Number	Qty.	Description	Item	Figure
FRUFCF1019-900	1	Complete kit		
FRUFD5549-3	1	Lock lever guide	1	
FRUCC6016-PK1	1	Lock pin	2	
FRUFCF4746-1	1	Lever	3	
FRUFXA0798-2	1	Universal crossbar	4	
FRUFCF6457-1	2	Lock pin	5	
FRU586192	2	Lock pin spring	6	
FRUFCF6458-1	2	Retaining ring	7	
FRUFCD2530-1	2	Pin	8	
FRUXCA0396	2	Sleeve	9	
FRUACD6608-1	1	Cable	10	
FRUZCE7064-2	1	Sleeve	11	
BLT1-201	1	3/8" Hex bolt	12	
NUT2-20	1	3/8" Nut	13	
WSH2-135	1	3/8" Washer	14	
PIN1-1	2	Cotter pin	15	



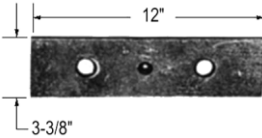
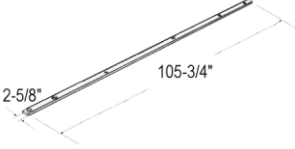
**9.1.8: FRUEHAUF SUSPENSION LOCK PIN KIT**

Part Number	Qty.	Description	Item	Figure
FRUFCE6457-901	1	Complete kit		
FRUFCE6457-1	1	Lock pin	1	
FRU586192	1	Spring	2	
FRUFCD2530-1	1	Lock pin	3	
PIN1-1	1	Cotter pin	4	
FRUFCE6458-1	1	Spring ring	5	

**9.1.9: FRUEHAUF SLIDER PAD KIT**

Part Number	Qty.	Description	Item	Figure
FRUFCE6097-900	1	Complete kit		
FRUBXE1152	4	Rail guide	1	
FRUFCE6097-1	2	Slider pad	2	
FRUFCE6098-1	12	Slider pad retainers	3	
FRUFCE6892-1	2	Guide	4	


**9.1.10: FRUEHAUF SLIDER PADS**

Slider Plate	Slider Plate	Dri-Slide Pad	Slider Pad
			
1. FRUFCE4790-2	1. FRUFXA0803-1	1. FRUF9A9083-1	1. FRUFCE6097-1

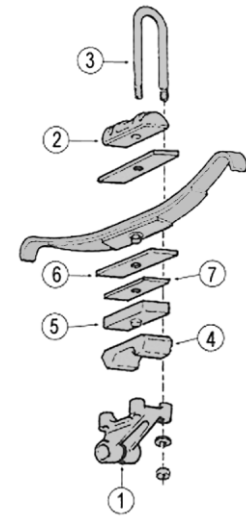
9: Suspensions



**9.1.11: FRUEHAUF SHOCKS & SHOCK ACCESSORIES**

Part Number	Description	Figure
FRUUCE1295-1	T-Suspension	
FRUUCF8339-1	NT-Suspension	
FRUUCF8339-2B	Replacement bushing	
FRUUCF8339-2S	NT-Replacement sleeve	

**9.1.12: FRUEHAUF SINGLE AXLE RISER KIT (F-TYPE SUSPENSIONS)**

Part Number	Qty	Description	Item	Figure
FRUAXA0495-1	2	Axle bracket for 49" spread	1	
FRUUCC4921-1	2	Axle bracket for 13-1/2" & 15" drop frames & 6" wedge vans		
FRUUCC4920-1	2	Axle bracket for all single & 3 leaf springs for 42" & 44-1/2" axle spreads		
FRUUCC5998-1	2	U-bolt & spring saddle	2	
FRUUXA0046-XXX	2	U-bolt kit—see section 11.10	3	
FRUAXA0512-1	2	Spring chair	4	
FRUUCD4502-1	1	Spacer—3/4"	5	
FRUUXA0048	1	Spacer—1-1/2"		
FRUUCC4365-1	2	Single spring only 1/8" steel plate	6	
STADL295	4	Spring liner	7	

**9.1.13: FRUEHAUF RISER KIT FOR ROUND AXLES**

Spring Part Number	Leafs	U/C Height	U-Bolt	Riser Kit Part Number
FRUUCA0102	7	16-9/16"	FRUUXA0046-901	FRUUCB2246-900
FRUUCA0104	7	14-1/16"	FRUUXA0046-901	FRUUCB2246-900
FRUUCA0103	8	17-1/16"	FRUUXA0046-901	FRUUCB2246-902
FRUUCA0105	8	14-9/16"	FRUUXA0046-901	FRUUCB2246-902

**9.1.14: FRUEHAUF RISER KITS FOR F-TYPE SUSPENSIONS & SINGLE SQUARE AXLES**

Spring Part Number	Leafs	U/C Height	U-Bolt Kit	Riser Kit Part Number
FRUUXA0178	1	14-3/8"	FRUUXA0046-917	FRUUCB4319-921
FRUUCD8315-1	1	14-3/8"	FRUUXA0046-917	FRUUCB4319-921
FRUUXA0186	1	15-9/16"	FRUUXA0046-917	FRUUCB4319-905
FRUUCF8431-1	1	13"	FRUUXA0046-901	FRUUCB4319-901
FRUUCF6820-1	1	14-3/4"	FRUUXA0046-901	FRUUCB4319-901
FRUUCF6820-1	1	17-1/8"	FRUUXA0046-918	FRUUCB4319-905
FRUUCD0511-1	3	15-1/2"	FRUUXA0046-917	FRUUCB4319-915
FRUUCD0511-1	3	14-3/4"	FRUUXA0046-901	FRUUCB4319-900
FRUUXB0201	4	16-5/16"	FRUUXA0046-917	FRUUCB4319-915
FRUUXB0201	4	16-3/16"	FRUUXA0046-917	FRUUCB4319-901
FRUUCA0102	7	16-9/16"	FRUUXA0046-917	FRUUCB4319-901
FRUUCA0104	7	14-1/16"	FRUUXA0046-917	FRUUCB4319-901
FRUUXA0252	9	16-9/16"	FRUUXA0046-918	FRUUCB4319-913

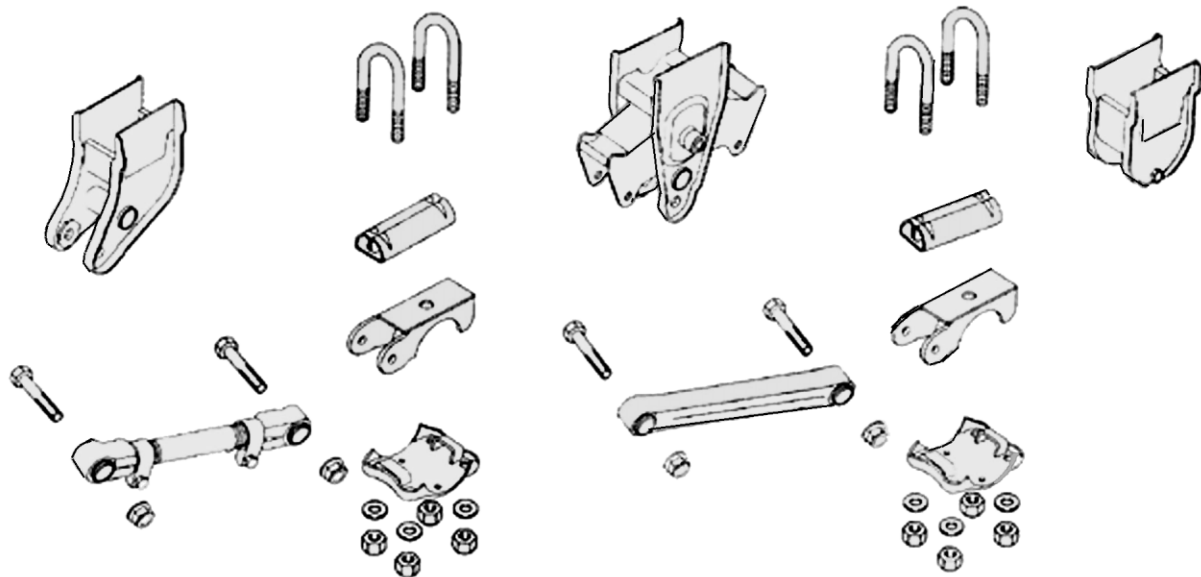
9: Suspensions

## 9.2 Hutch 9700 Suspension Kits



### 9.2.1: HUTCH 9700 SUSPENSION KITS

#### 9.2.1.1: EXPLODED VIEW OF HUTCH 9700 SUSPENSION KIT



#### 9.2.1.2: DETAIL OF HUTCH 9700 SUSPENSION KIT


Part Number	Type Hanger	Type Axle	Spring Seat Height	Comments
HUTH9700SU	Under mount	5" Round	3/4"	Fabricated single
HUTH9700T	Straddle mount	5" Round	3/4"	Fabricated tandem
HUTCH9700T-3.25	Straddle mount	5" Round	3-1/4"	Cast tandem
HUTH9700TU-.75	Under mount	5" Round	3/4"	Fabricated tandem
HUTH9700TU-1.25	Under mount	5" Round	1/1/4"	Fabricated tandem
HUTH9700TU-UM	Under mount	5" Round	3/4"	Fabricated tandem
HUTH9700TRI/U	Under mount	5" Round	3/4"	Fabricated tri-axle underslung

Note: Springs are not included in suspension kits  
Other kits are available

### 9.3 Hutch Slider & Subframe Components

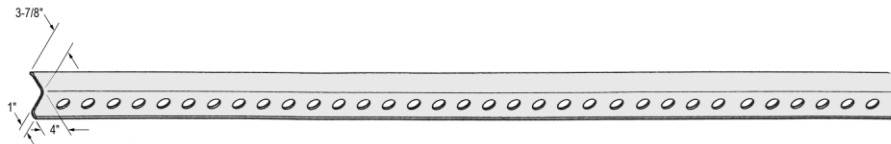


#### 9.3.1: HUTCH 9800 SUBFRAME WITH RL196-14 HANGERS



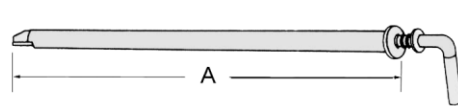
Part Number	Description
MTR09300497	8900 subframe assembly includes: 4 pin slider, slider pads & clamps

#### 9.3.2: HUTCH SLIDER RAILS



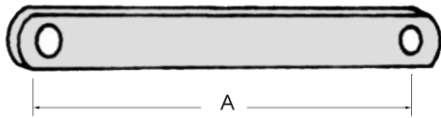
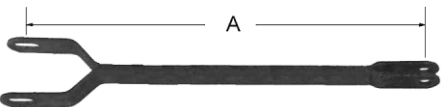
Part Number	Thickness	Length
HUT12713-05	.229"	176"
HUT12713-17	.229"	240"
HUT16816-13	.275"	192"
HUT16816-19	.275"	216"










#### 9.3.3: HUTCH STOP BARS

Part Number	Frame Width	Application	Figure
HUT11485-14	42"	H8200 before 7/92	
HUT11485-15	48"	H8200 before 7/92	
HUT11485-19	46"	H8200 before 7/97	
HUT11641-07	44"	H8500	
HUT11642-05	42"	H8200 after 7/92	
HUT11642-07	48"	H8200 after 7/92	
HUT11642-09	42"	H98200/H9810	
HUT11642-10	48"	H9800/H9810	




9: Suspensions

**9.3.4: HUTCH MISCELLANEOUS SLIDER COMPONENTS**

Part Number	A	Description	Figure
HUT11412-02	11.62"	Link	
HUT11412-04	13.62"	Link	
HUT11412-07	19.62"	Link	
HUT11412-09	11.38"	Link	
HUT11412-16	17.62"	Link	
HUT11412-35	10.87"	Link	
HUT8032-07	14-1/2"	Link Puller	
HUT8032-08	15-1/2"	Link Puller	
HUT8032-09	16-1/2"	Link Puller	
HUT8032-10	17-1/2"	Link Puller	

		
1. HUT12716-01 Lock pin	1. HUT16006-01 Lock pin	1. HUT18426-01 Lock pin
		
1. HUT9611-01 Lock pin	1. HUT10864-01 Compression spring	1. HUT8018-01 8-5/8" Handle retention spring 2. HUT8018-02 10-5/8"
		
1. HUT11411-00 Pull handle	1. HUT8035-00 1/8" Steel washer	1. HUT8019-01 Slider pad 2" x 11" 2. HUT12818-01 4" x 5.5"















**9.3.5: HUTCH ROLLER SLIDER PARTS**

		
1. HUT8050-00 Roll pin	1. HUT9249-00 Roller shaft	1. HUT8426-01 Roller for roll slider

**9.3.6: HUTCH SLIDER HOLD DOWN CLIPS**

		
1. HUT12715-01 Hold down clip	1. HUT20289-01	1. HUT9635-03 Slider hold down kit

**9.3.7: HUTCH HANGERS**

FRONT HANGER	CENTER HANGER	REAR HANGER
<b>Straddle Mount</b>		
		
1. HUT7701-01	1. HUT7702-01	1. HUT7703-01
<b>Under Mount</b>		
		
1. HUT7701-02	1. HUT7702-02	1. HUT7703-02
<b>Side Mount</b>		
		
1. HUT7701-03 2. HUT7701-04	1. HUT7702-03	1. HUT7703-03 2. HUT7703-04
LH RH		LH RH
<b>Flange Mount (Weld On)</b>		
		
1. HUT7701-05 2. HUT7701-06		1. HUT7703-05 2. HUT7703-06
LH RH		LH RH
<b>Flange Mount (Bolt On)</b>		
		
1. HUT7701-07 2. HUT7701-08	1. HUT7702-05	1. HUT7703-07 2. HUT7703-08
LH RH		LH RH

9: Suspensions







9.4 Hutch Suspension Parts



9.4.1: HUTCH 9700 EQUALIZER HANGERS

STRADDLE MOUNT	UNDER MOUNT	SIDE MOUNT
		
1. HUT16169-01	1. HUT16171-01	1. HUT16175-01







9.4.2: HUTCH CH9700 HANGERS

FRONT HANGER	CENTER HANGER	REAR HANGER
	Under Mount	
		
1. HUT16291-03 2. HUT16291-04	1. HUT16319-52	1. HUT16293-01 2. HUT16293-02
LH RH		LH RH
	Side Mount	
		
1. HUT16291-03 1. HUT16291-04	1. HUT16319-52	1. HUT16293-01 1. HUT16293-02
LH RH		LH RH



FOR OVERSLUNG & UNDERSLUNG SUSPENSIONS

STRADDLE MOUNT CENTER HANGER	UNDER MOUNT CENTER HANGER
	
1. HUT16180-01	1. HUT16181-01



**9.4.3: HUTCH 7600 HANGERS**

FRONT HANGER	CENTER HANGER	REAR HANGER
<b>Straddle Mount</b>		
		
1. HUT7601-01	1. HUT7602-01	1. HUT7703-01
<b>Under Mount</b>		
		
1. HUT7601-02	1. HUT7602-02	1. HUT7703-02

**9.4.4: HUTCH H9700 WIDE SPREAD ROCKER GUIDE**

STRADDLE MOUNT	UNDER MOUNT	
		No Picture Available
1. HUT7707-03	1. HUT7707-04 for 61"-67" beams	1. HUT7707-10 for 73"-109" beams

**9.4.5: HUTCH EQUALIZER & HANGERS ASSEMBLIES**









H9700 STRADDLE MOUNT	H9700 UNDER MOUNT
	
1. HUT16319-01 Assembly	1. HUT16319-02 Assembly

9: Suspensions



**9.4.6: HUTCH EQUALIZERS, BUSHINGS, & KITS**

**9.4.6.1: HUTCH EQUALIZERS**

<p><b>H7700 with bushings</b></p>  <p>1. HUT750-03</p>	<p><b>H9700 with bushings</b></p>  <p>1. HUT16158-01</p>	<p><b>CH7700 with bushings</b></p>  <p>1. HUT19137-01      Cast 7700</p>
<p><b>CH9700 with bushings</b></p>  <p>1. HUT17784-01      Cast 9700</p>	<p><b>CH9700 with bushings</b></p>  <p>1. HUT16159-03</p>	<p><b>CH7600 with bushings</b></p>  <p>1. HUT7750-02</p>
<p><b>Widespread Equalizers with bushings</b></p>  <p>1. HUT9239-02      24" Axle centers 2. HUT9239-04      73" Axle center</p>		 <p>3. HUT9239-08      85" Axle centers 4. HUT9239-10      109" Axle centers</p> <p>1. HUT10385-05      54-1/2" Axle centers</p>

9.4.6.2: HUTCH EQUALIZER BUSHINGS & KITS

H7700



1. HUT7010-00 Equalizer bushing

H7700



Kit consists of:  
 2—HUT7016-01 Bolts  
 1—HUT729-00 Double Lock Washer  
 4—HUT37-03 Nuts  
 2—HUT759-00 Bolts  
 2—HUT756-00 Spacers

1. HUT10287-01 Equalizer bolt kit

H9700



1. HUT18723-01 Equalizer bushing

H9700




Kit consists of:  
 1—HUT16150-01 Bolt  
 2—HUT837-00 Washers  
 1—HUT11154-00 Nut  
 2—HUT759-00 Bolts  
 2—HUT756-00 Spacers  
 2—HUT37-03 Nuts

1. HUT16353-01 Equalizer bolt kit

9.4.7: HUTCH RADIUS ROD ARMS & KITS

9.4.7.1: HUTCH 7700/9700 ADJUSTABLE RADIUS ROD ARMS




Part Number	A	Bushing	LH	RH
HUT16398-01	14"	HUT722-00	HUT16748-01	HUT16748-02
HUT16398-02	16"	HUT722-00	HUT16748-01	HUT16748-02
HUT16398-03	16-5/8"	HUT722-00	HUT16748-01	HUT16748-02
HUT16398-04	19-1/4"	HUT722-00	HUT16748-01	HUT16748-02
HUT16398-06	21-1/2"	HUT722-00	HUT16748-01	HUT16748-02
HUT16398-08	23-1/2"	HUT722-00	HUT16748-01	HUT16748-02
HUT16398-09	25"	HUT722-00	HUT16748-01	HUT16748-02
HUT16398-12	29-1/4"	HUT722-00	HUT16748-01	HUT16748-02
HUT16398-17*	17"	HUT722-00	HUT16748-01	HUT16748-02
HUT16164-13	30-3/4"	HUT722-00	HUT16748-01	HUT16748-02

\*Replacement for Trailmobile 3-A11-65A

**9.4.7.2: HUTCH 7700/9700 FIXED RADIUS ROD ARMS**


Part Number	A	Bushing
HUT715-00	19-1/4"	HUT722-00
HUT9015-00	17"	HUT722-00


**9.4.7.3: HUTCH 7600 ADJUSTABLE RADIUS ROD ARM LESS BUSHING**


Part Number	A	Bushing
HUT16167-04	19-1/4"	HUT7620-00

**9.4.7.4: HUTCH 7600 FIXED RADIUS ROD ARM LESS BUSHING**


Part Number	A	Bushing
HUT11953-01	19-1/4"	HUT7620-00

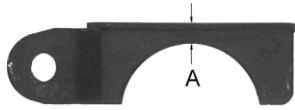
**9.4.7.5: HUTCH 7700/9700 RADIUS ROD ARM REPLACEMENT ENDS**

Part Number	Description	
HUT16748-01	LH END	
HUT16748-02	RH END	

**9.4.7.6: HUTCH 7700/9700 RADIUS ROD ARM REPLACEMENT BUSHING**


Part Number	Qty	Description
HUT10562/72200/71902	Kit	Kit
HUT719-02	1	Bolt 1"—14 UNSX 5"
HUT722-00	1	Bushing
HUT10562-00	1	Flange locknut 1"—14 UNS

9.4.7.7: HUTCH 7700/9700 SPRING SEATS



5" Round Axle

Part Number	A
HUT705-01	3/4"
HUT705-02	1-1/4"
HUT705-03	1-3/4"
HUT705-04	2-1/4"
HUT705-05	2-3/4"
HUT705-06	3-1/4"
HUT705-07	3-3/4"
HUT705-08	4-1/4"
HUT705-09	4-3/4"




5" Square Axle

Part Number	A
HUT19365-01	3/4"
HUT7757-02	1-1/4"
HUT7757-03	1-3/4"

4" x 6" Square Axles

HUT7725-01	3/4"
HUT7725-02	1-1/4"
HUT7725-03	1-3/4"
HUT7725-04	2-1/4"
HUT7725-05	2-3/4"

9.4.7.8: HUTCH 7700/9700 NO-HOP OPTION



5" Round Spring Seat









Part Number	A
HUT301-01	3/4"
HUT301-03	1-3/4"
HUT301-06	3-1/4"
HUT301-08	4-1/4"












Bottom Plate

Part Number	Axle Type
HUT7738-00	4" x 6"
HUT10775-00	5" Round

9.4.7.9: HUTCH MISCELLANEOUS AXLE PARTS

<p>7600 Axle seat 5" round axle</p>  <p>1. HUT7617-01      3/4"</p>	<p>7700/9700 Bottom plate 5" round axle</p>  <p>1. HUT710-00</p>	<p>CH7700 Bottom plate</p>  <p>1. HUT7747-01      5" Square</p>
<p>Top Plate</p>  <p>1. HUT16868-01</p>	<p>Top Plate</p>  <p>1. HUT9202-00</p>	<p>CH7700 Bottom Plate Underslung</p>  <p>1. HUT706-01</p>
<p>Bottom Plate 5" Round Axle</p>  <p>1. HUT16297-01</p>	<p>Bottom Plate 4" x 6" Axle</p>  <p>1. HUT7746-00</p>	

**9.4.8: HUTCH MISCELLANEOUS SUSPENSION PARTS**

<p><b>Hex Bolts</b> 1"—14 UNS</p>  <p>A</p> <p>1. HUT719-02      A = 5" 2. HUT719-03      A = 5-3/8" 3. HUT719-04      A = 6"</p>	<p><b>Hex Bolts</b> 5/8"—18</p>  <p>A</p> <p>1. HUT759-00      A = 4-1/2" 2. HUT7016-01      A = 6</p>	<p><b>Hanger bushing</b></p>  <p>1. HUT7717-01</p>
<p><b>Flange Nut</b></p>  <p>1. HUT10562-00      1-14 UNS</p>	<p><b>Hex Nuts</b></p>  <p>1. HUT37-03      5/8" - 18</p>	<p><b>Bushing</b></p>  <p>1. HUT222-00</p>
<p><b>Spacer Block</b></p>  <p>3" 7-9/16"</p> <p>1. HUT7030-00      1/4" Steel</p>	<p><b>Hanger Wear Plate</b></p>  <p>1. HUT755-03</p>	<p><b>Adjusting Plate</b></p>  <p>1. HUT10608-00</p>

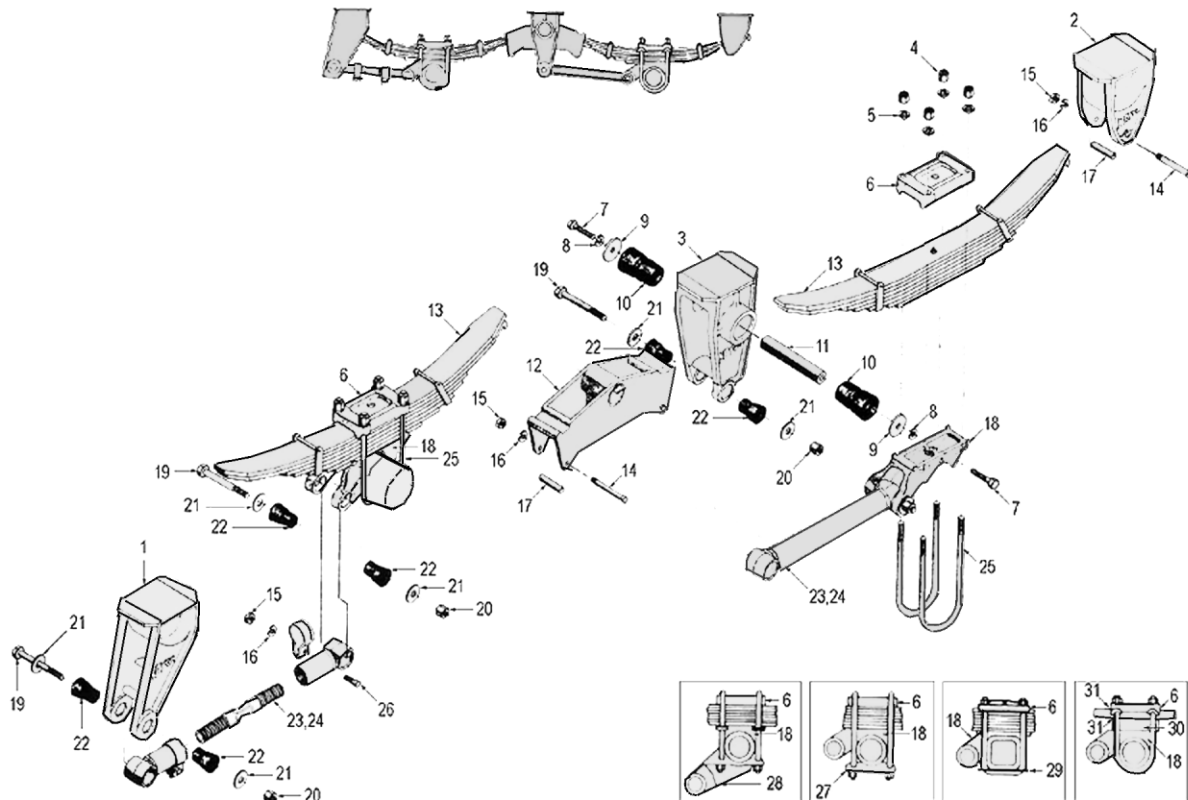
9: Suspensions

## 9.5 Reyco Suspensions & Components

### 9.5.1: REYCO 21B SUSPENSION



#### 9.5.1.1: EXPLODED VIEW OF REYCO 21B SUSPENSION



Use: TK16658 to rebush (1) End of Torque Arm  
 TK7319 to rebush (4) Torque Arms (Tandem)  
 REYTK18998 to rebush (1) Equalizer  
 REYTK12506 to rebush (2) Equalizers

#### 9.5.1.2: DETAIL OF REYCO 21B SUSPENSION

Item Number	Part Number	Description	Number Required
1	REYT5425—REYT5424	Front Hanger LH—RH	1
	REYT5563—REYT5563	Front Hanger LH—RH	1
2	REYT5429—REYT5428	Rear Hanger LH—RH	1
	REYT5565—REYT5566	Rear Hanger LH—RH	1
	08595-01	Rear Hanger LH, RH	2












9: Suspensions

3	REYT5426 REYT5564	Equalizer Bracket Equalizer Bracket	2 2
4	T5497	Nut—U-Bolt 3/4"	16
5	T5496	Washer—U-Bolt 3/4"	16
6	REY11760-01 T5488 09987-01 REYT1734	Top Plate—all axles To Plate—5" Round Top Plate—4" x 6" axle Top Plate—5" x 5" axle	4 4 4 4
7	REY14248-01	Equalizer Bolt	4
8	14250-01	Lock Washer	8
9	REY14249-01	Compression Washer—Equalizer	4
10	REYT5524	Equalizer Bushing	4
11	REY14247-01	Equalizer Shaft	2
12	REYT5427	Equalizer	2
13	See Spring Section 11.11.1	Spring	4
14	T5544	Cap Screw	10
15	REYT1704	Nut	10
16	T1705	Washer	10
17	T2106	Spring Roller	6
18	09730-01 08757-01 09525-01 07980-01 08060-01 REY10114-01 09103-01 10292-01	Axle Seat—5" round Axle Seat—5" round Axle Seat—4" x 6" axle Axle Seat—5" x 5" axle Axle Seat—5" x 5" axle Axle Seat—5" round, 3/4" high Axle Seat—5" x 5" axle, 13/16" high Axle Seat—4" x 6" axle, 3/4" high	4 4 4 4 4 4 4 4
19	REYT5492	Torque Arm bolt	8
20	REYT5495	Lock Nut	8
21	REYT2224	Compression Washer—torque arm	16
22	REYT5493	Torque Arm bushing	16
23	REY15178-01 REY15179-01	Torque Arm assembly—rigid front Torque Arm assembly—rigid rear	1 1
24	REY15172-01 REY15173-01	Torque Arm assembly—adjustable front Torque Arm assembly—adjustable rear	1 1
25	See U-Bolt Section 11.12.1	U-bolts	8
26	T2306	Cap Screw	4
27	REYT5514 09230-01 09229-01 T5727	Bottom Plate—5" round Bottom Plate—4" x 6" axle Bottom Plate—5" x 5" axle Bottom Plate—5" round underslung, 5" x 5" underslung	4 4 4 8
28	T5481 08061-01	Stabilizer 5" round Stabilizer 5" x 5" Axle	AR AR
29	T7560 T5587	U-Bolt bottom clip—4" x 6" axle U-Bolt bottom clip—5" x 5" axle	8 8
30	T7716 T7654 REYT7655	Spacer Block 1" Spacer Block 1-1/2" Spacer Block 2"	AR AR AR
31	REYT5166	Spring Liner	8

9: Suspensions



**9.5.2: REYCO 21B SUSPENSION COMPONENTS**


FRONT HANGER	EQUALIZER HANGER	REAR HANGER
<b>Under Mount Hangers</b>		
 RH Shown		 LH Shown
1. REYT5562                      RH 2. REYT5563                      LH	1. REYT5564	1. REYT5565                      LH 2. REYT5566                      RH
		
1. REY20478-01		1. REY20476-01
<b>Flange Mount Hanger</b>		
 LH Shown		 LH Shown
1. REYT5424                      RH 2. REYT5425                      LH	1. REYT5426	1. REYT5428                      RH 2. REYT5429                      LH
<b>Adjustable Torque Arm Less Bushings</b>		<b>Rigid (Fixed) Torque Arms Less Bushings</b>
		
1. REY15172-01 2. REY15173-01	42"-44" Axle center 49" Axle center	1. REY15178-01                      44" Axle spacer 2. REY15179-01                      49" Axle spacer
<b>Torque Arm Bushing Kit</b>		
		1 kit consists of: 1. REYT5492—1 bolt 2. REYT5493—2 bushings 3. REY2224—2 washers 4. REYT5495—1 lock nut
1. REYTK18997 2. REYT7319	Kit for 1 end Kit for 8 ends	

Equalizer Less Bushing



- 1. REYT5427 42", 49" & 53" Axle spacing

Equalizer Bushing Kit



- REYTK12506 consists of:
- 1. REYT5524—2 bushings
  - 2. REY14250—2 lock washers
  - 3. REY14248-01—2 cap screws
  - 4. REY14249-01—2 washers
  - 5. REY14247—1 shaft

- 1. REYTK18998 Kit for 1 equalizer
- 2. REYTK12506 Kit for 2 equalizers (2 REYTK18998)

Equalizer



- 1. REY21725-01

Axle Seat  
5" x 5"



- 1. REY07980-01

Axle Seat  
5" Round




- 1. REY11336-01 1-3/4" hi

Bottom Plate  
5" Round Inverted U-bolt




- 1. REY09139-01

Spacer Block



- 1. REYT7555 1/2" fabricated
- 2. REYT7716 1" cast
- 3. REYT7654 1-1/2" cast
- 4. REYT7655 2" cast

Spring Seat  
5" Round




- 1. REY10114-01

Top Plate  
U-Bolt Up




- 1. REYT7175

Top Plate



- 1. REYT5488

Top Plate



- 1. REYT1734

Spring Roller Assembly



- 1. REYTK09011

Spring Roller Nut



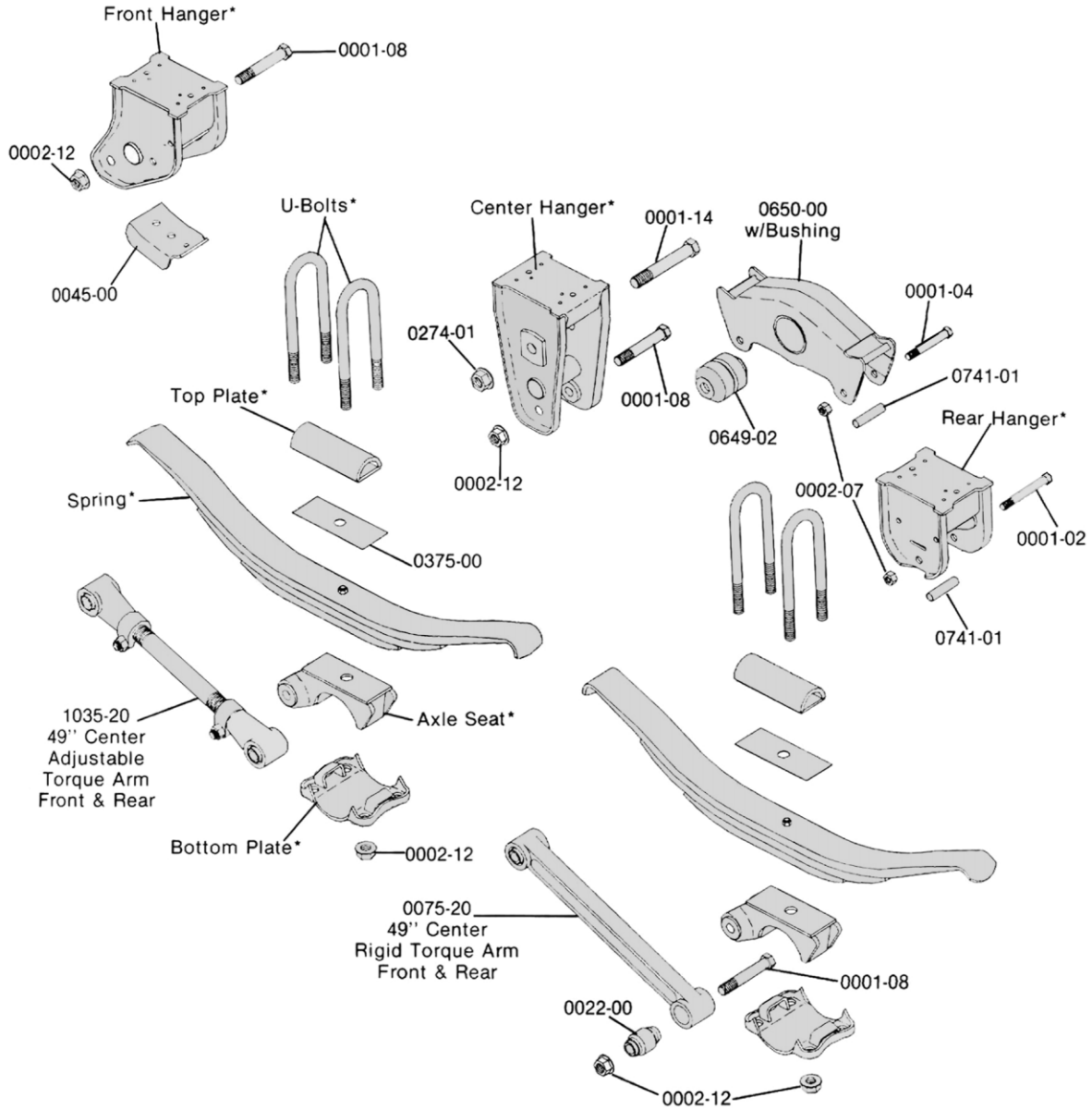
- 1. REYT1704

Top Plate  
U-Bolt Down



- 1. REY08677-01

**9.5.3: EXPLODED VIEW OF REYCO TRANSPRO 86 & 88 SUSPENSION**



\*See Transpro 86 & 88 Suspension Components

**9.5.4: REYCO TRANSPRO 86 & 88 SUSPENSION COMPONENTS**

**Adjustable Torque Arm  
With Rey0022-00 Bushing**



1. REY1035-20 Model 86 & 88

**Rigid (Fixed) Torque Arms  
With Rey0022-00 Bushing**



1. REY0075-20 Model 86 & 88

**Torque Arm Bushing Kit**



1 Kit consists of:  
1. REY0001-08—1 Bolt  
2. REY0022-00—1 Bushing  
3. REY0002-12—1 Lock nut

1. REY0022-01K Kit for 1 end

**Equalizer With Bushing  
49' Axle Spacing'**






1. REY0650-00 Fabricated  
2. REY0850-00 Cast

<b>FRONT</b> includes REY0045-00 pads	<b>EQUALIZER</b>	<b>REAR</b> includes REY0045-00 pads
--	------------------	---







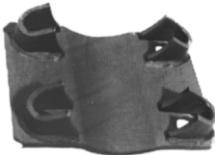







<b>Straddle Mount Hangers</b>		
		
1. REY0046-00 LH, RH	1. REY0062-00	1. REY0051-00 LH, RH

	<b>Under Mount Hanger</b>	
		
1. REY0049-00 LH, RH	1. REY0065-00 LH, RH	1. REY0053-00 LH, RH

	<b>Flange Mount Hanger</b>	
		
1. REY0400-01 1/2" hole LH 2. REY0400-02 RH 3. REY1240-01 5/8" hole LH 4. REY1240-02 RH	1. REY0401-00 1/2" hole LH, RH 2. REY1237-20 5/8" hole LH, RH	1. REY0402-01 1/2" hole LH 2. REY0402-02 RH 3. REY1241-01 5/8" hole LH 4. REY1241-02 RH

9: Suspensions

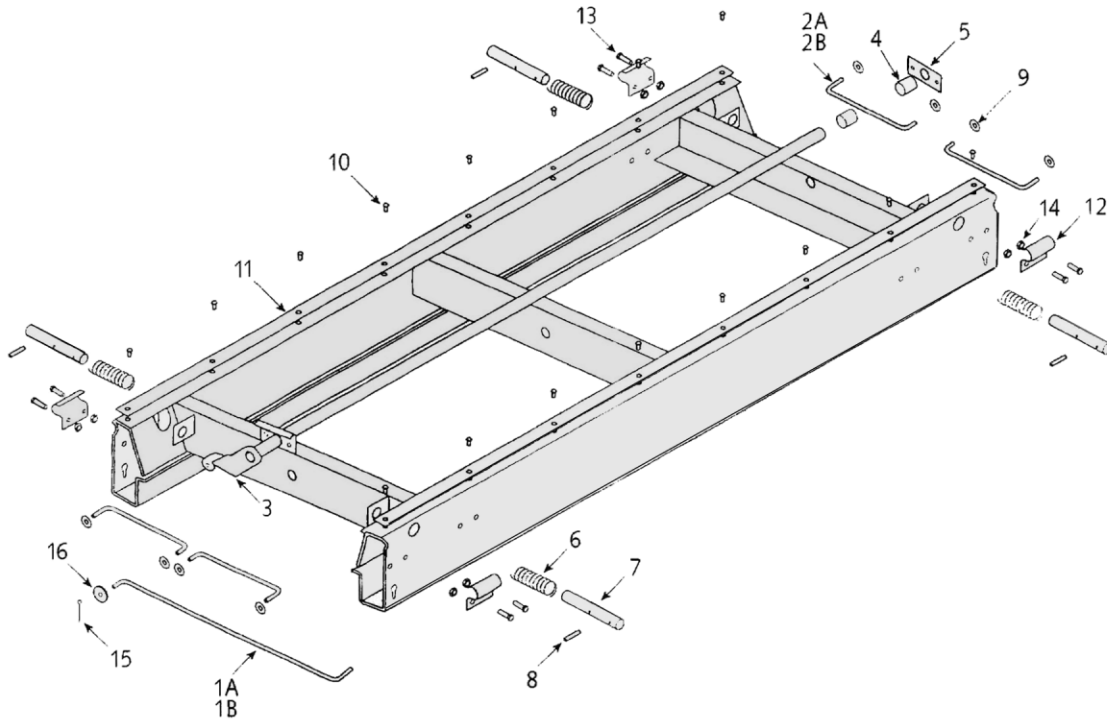
**9.5.5: MISCELLANEOUS SUSPENSION COMPONENTS**

<p><b>Equalizer Nut &amp; Bolt</b></p>  <p>1. REY0001-14 Bolt 1" -14 x 6-1/4" 2. REY0274-01 Nut</p>	<p><b>Equalizer Bushing (Pre 9/86)</b></p>  <p>1. REY0106-06</p>	<p><b>Equalizer Bushing (New Style)</b></p>  <p>1. REY0649-02</p>
<p><b>Bottom Plate 5" round no hop</b></p>  <p>1. REY0415-00</p>	<p><b>Axle Seat 5" round</b></p>  <p>1. REY0636-01 1" 2. REY0636-02 1-1/2" 3. REY0636-25 2-1/2"</p>	<p><b>Axle Seat 5" round</b></p>  <p>1. REY0637-25 2-1/2"</p>
<p><b>Bottom Plate 5" Round Inverted U-Bolts</b></p>  <p>1. REY0880-00</p>	<p><b>Equalizer With Bushing (Prior to 1984)</b></p>  <p>1. REY09120-01 Cast</p>	<p><b>Air Spring Double Convolution</b></p>  <p>1. REY20018-01</p>
<p><b>Adjustable Torque Arm Reyco 45 Suspension includes REY09729-01 bushing</b></p>  <p>1. REY16347-01 Front</p>	<p><b>Adjustable Torque Arm Reyco 79KA &amp; 79KB Suspensions include REY09729-01 bushing</b></p>  <p>1. REY16348-01</p>	<p><b>Torque Arm Bolt</b></p>  <p>1. REY10033-01</p>
<p><b>Torque Arm Bolt-Nut</b></p>  <p>1. REY10092-01</p>	<p><b>Washer</b></p>  <p>1. REYT5770 1" ID 2. REYT7292 7/8" ID</p>	

## 9.6 Binkley Suspensions & Components









### 9.6.1: BINKLEY "LITE SLIDE" SL8000 & SL6000 SERIES







Item Number	Part Number	Description	Qty
1A	SL0744-03	Pull Arm 42" width	1
1B	BINSL0744-07	Pull Arm 48" width	1
2A	SL0646-42	Linkage Arm 42" width	4
2B	SL0646-48	Linkage Arm 48" width	4
3	SL0019	Qwik Release Replacement Kit	1
4	SL0523-07	Spacer	2
5	SL0088	Cam	1
6	BINPP0020-18	Compression Spring	4
7	BINSL0450	Lock Pin 1-3/8"	4
8	SP052-28	Roll Pin	4
9	SL0016-68	Flat Washer	8
10	STS-008-16	Screw	8
11	BINSL0515	Wear Pad	2
12	BINSL0893	Hold Down Clamp	4
13	PP001-33	Hex Bolt	8
14	PP0012-42	Hex Nut	8
15	PP0014-59	Cotter Pin	1
16	PP0016-08	Flat Washer	1

9: Suspensions





**9.6.2: BINKLEY SUSPENSION HANGERS**

FRONT HANGER	EQUALIZER HANGER	REAR HANGER
<b>Under Mount Hangers</b>		
		
1. BINSP0162	1. SP0161	1. BINSP0160
<b>Straddle Mount Hangers</b>		
		
1. BINSP0100	1. BINSP0110	1. BINSP0120





**9.6.3: BINKLEY EQUALIZERS & COMPONENTS**

<b>Equalizer (with bushing)</b>	<b>Equalizer Bushing</b>	<b>Equalizer Bolt (1"—12 x 6-1/2")</b>	<b>Equalizer Nut (1"—12)</b>
			
1. BINSP0131	1. BINPP0054-05	1. BINPP0050-73	1. BINPP0012-37

**9.6.4: BINKLEY TORQUE ARMS & COMPONENTS**

<b>Adjustable Torque Arm (with bushings)</b>	<b>Rigid (Fixed) Torque Arm (with bushings)</b>	<b>Torque Arm Bolt (7/8"—14 x 4-3/4")</b>	<b>Torque Arm Nut (7/8"—14)</b>
			
1. BINSP0123     19-1/4"	1. BINSP0143     19-1/4"	1. BINPP0050-75	1. BINPP0012-36

**9.6.5: MISCELLANEOUS BINKLEY SUSPENSION COMPONENTS**

Spring Seat (for 5" round axles)	Top Plate (for 5" round axle)	Top Plate (for 5" round axle)	Bottom Plate (for 5" round axle)
			
1. BINSP0142-01 3/4" inner width	1. BINSP0178	1. BINSP0136	1. BINSP0099

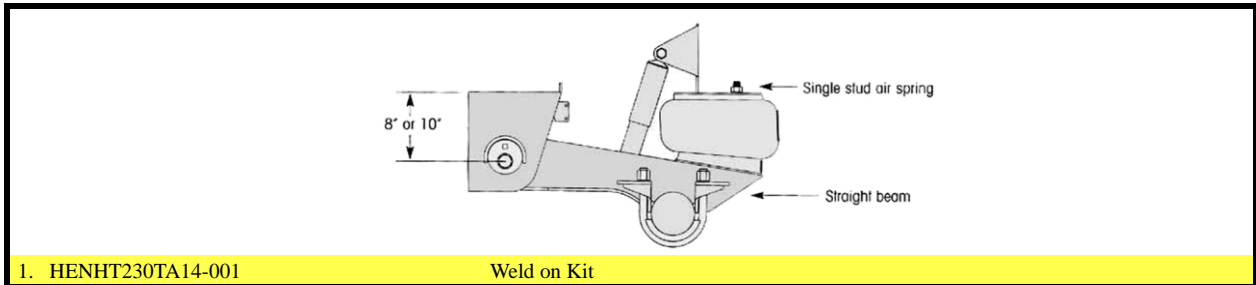
9: Suspensions



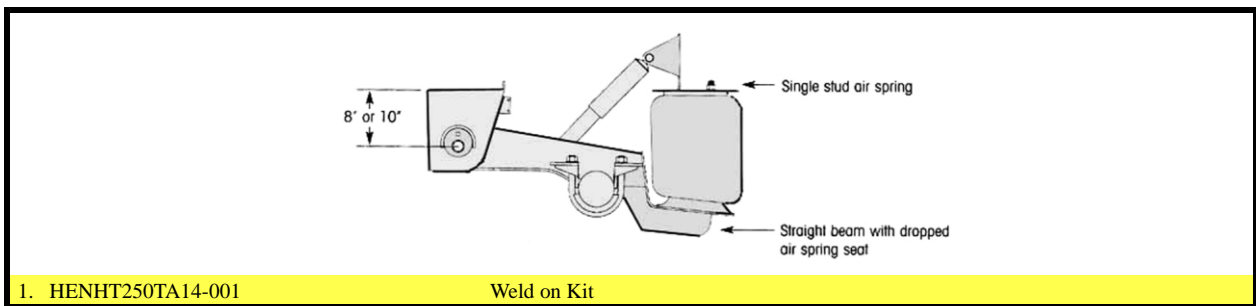
## 9.7 Hendrickson Suspensions & Components




### 9.7.1: HENDRICKSON MODEL HT230 SUSPENSION




### 9.7.2: HENDRICKSON MODEL HT250 SUSPENSION



### 9.7.3: HENDRICKSON INTRAX SUSPENSION



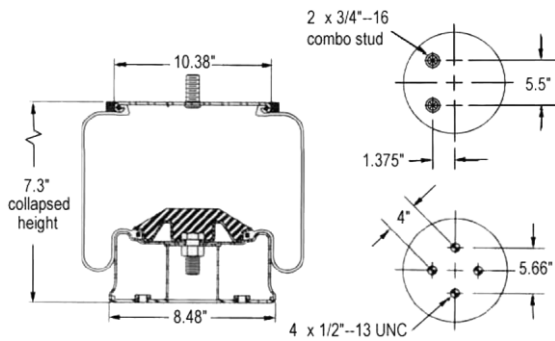
**9.7.4: HENDRICKSON SLIDER BOX WITH HANGERS**



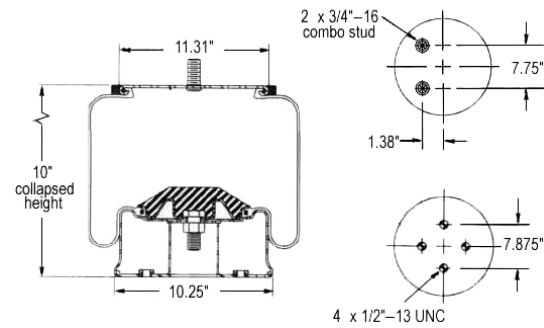
1. HENAMBOX.53

16" Ride height

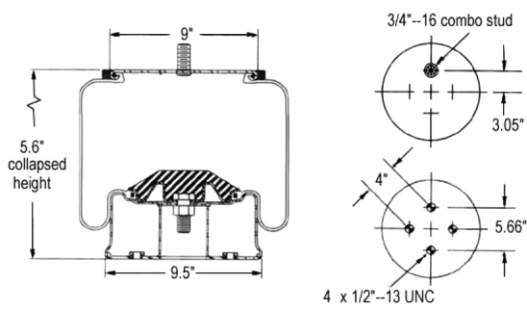
**9.7.5: HENDRICKSON AIR SPRINGS & ACCESSORIES**



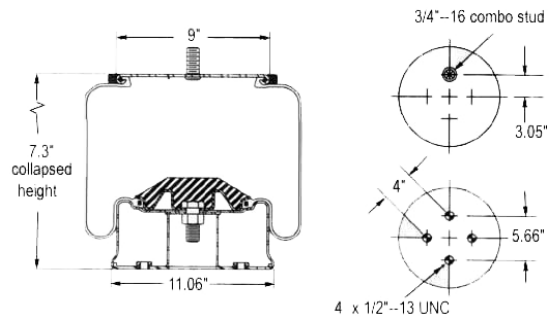
1. HENS-22045



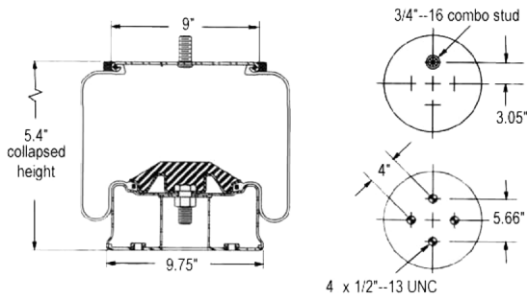
1. HENS-13122



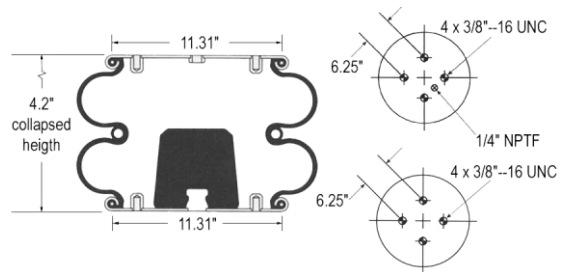
1. HENS-20010




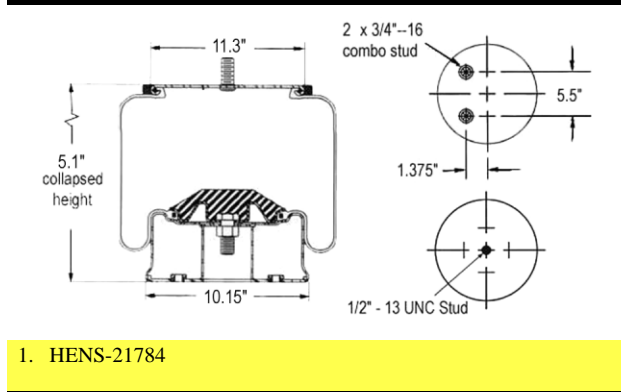
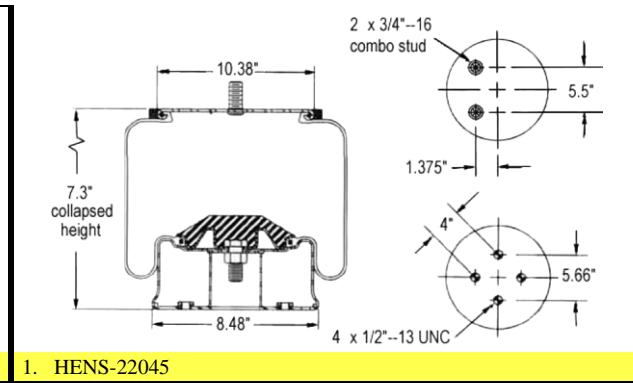
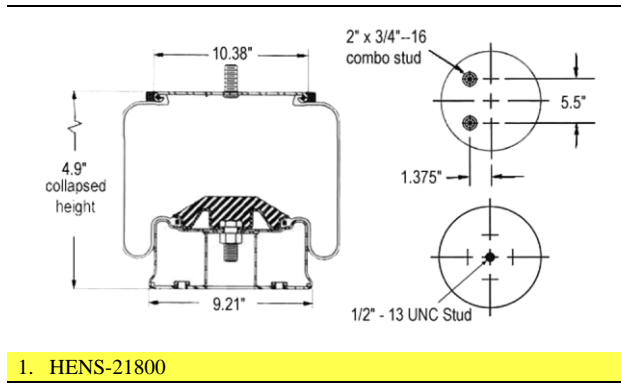
1. HENS-20124




1. HENS-20223



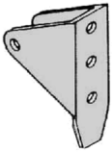

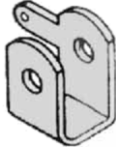


1. HENS-2734


**9.7.6: HENDRICKSON SHOCK ABSORBERS**



Part Number	A	B	C	D	Stroke
HENS-20001	11.59"	16.57"	2.02"	2.38"	5.38"
HENS-20002	11.60"	17.49"	2.19"	2.50"	5.91"
HENS-20126	11.71"	17.49"	2.75"	3.25"	5.78"
HENS-21292	9.47"	13.25"	2.19"	2.50"	3.78"
HENS-2212	12.97"	20.25"	2.19"	2.50"	7.28"




**9.7.7: HENDRICKSON SHOCK ACCESSORIES**

<p><b>Upper Shock Bracket</b></p> 	<p><b>Lower Shock Brackets</b></p> 	<p><b>Lower Shock Brackets</b></p> 
<p>1. HENS-20023</p>	<p>1. HENS-2592</p>	<p>1. HENC-20069</p>
<p><b>Shock Bolts</b></p> 	<p><b>Shock Strap</b></p> 	
<p>1. HENS-20031-2</p>	<p>1. HENC-24041-2      1-5/8" x 44"                  2. HENC-24041-3      1-3/4" x 40"                  3. HENC-24041-4      1-3/4" x 44"</p>	

**9.7.8: HENDRICKSON U-BOLT KITS**






	
<p>1. HENS-20032</p>	<p>1. HENS-3650-4</p>

**9.7.9: HENDRICKSON SOLENOID VALVES**


	
<p>1. HENS-1414</p>	<p>12V Normally Open 1/2" Ports</p>

9: Suspensions

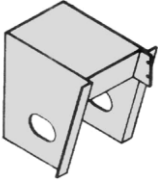
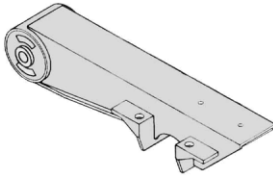
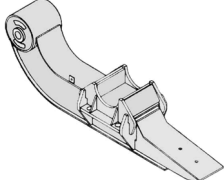





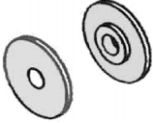






**9.7.10: HENDRICKSON AIR VALVES & KITS**

		
<p>1. HENAK-53</p>	<p>1. HENAK-54</p>	<p>1. HENAK-147 Manual Dump Valve</p>
		
<p>1. HENAK-152</p>	<p>1. HENAKH-43-3</p>	<p>1. HENVS-227 Leveling valve</p>

**9.7.11: HENDRICKSON BUSHING KIT**

	
<p>1. HENA-6914</p>	<p>Welded pivot bushing kit</p>

**9.7.12: MISCELLANEOUS HENDRICKSON SUSPENSION COMPONENTS**

		
<p>1. HENC-20064-1 R/S Hanger 2. HENC-20064-2 C/S</p>	<p>1. HENS-20000-1 R/S Beam assembly 2. HENS-20000-2 C/S</p>	<p>1. HENC-20335-1 R/S Beam assembly 2. HENC-20335-2 C/S</p>
		
<p>1. HENB-11084-2 C/S Beam assembly 2. HENB-11084-3 R/S</p>	<p>1. HENS-3646 Welded alignment pivot bolt kit</p>	<p>1. HENS-24679 Pivot bolt kit</p>
		
<p>1. HENS-20701 Axle spacer</p>	<p>1. HENA-1127 Hand valve</p>	<p>1. HENS-2770 Alignment collar</p>
 <p>Eccentric</p>	 <p>Cocentric</p>	
<p>1. HENS-20924 Quick align</p>	<p>1. HENS-20925 Quick align</p>	<p>1. HENS-11613 Derelen wear pads</p>
		
<p>1. HENB-24460 Hold down clip</p>	<p>1. HENB-22366 Hold down clip</p>	<p>1. HEND-21135 Adapter</p>

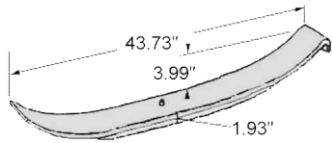
9: Suspensions

## 9.8 Suspension Springs

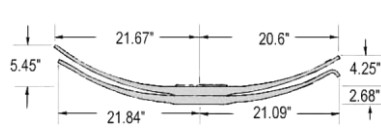
### 9.8.1: SINGLE LEAF SUSPENSION SPRINGS

1. STATRA021 Hutch 363-00	1. STATRA023 Hutch 360-00	1. STATRA026 Hutch 7051-42
1. STATRA031 Reyco T5555	1. STATRA051 Trailmobile 3-A3-56	1. STATRA072 0179-01
1. STATRA073 0179-02	1. FRUUCD4918-1 Fruehauf low arch	1. FRUUCD6217-1 Fruehauf uni-flex
1. FRUUCD8315-1 Fruehauf uni-flex low arch	1. FRUUCF6820-1 Fruehauf hi-tech low arch	1. FRUUCF8431-1 Fruehauf hi-tech low arch
1. FRUUXA0178 Fruehauf hi arch	1. FRUUXA0186 Fruehauf hi arch	1. FRUUVA0092-1 Fruehauf
1. FRUUVA0093-1 Fruehauf hi tech	1. FRUUVA0094-1 Fruehauf	1. FRUUCE0176-1 Fruehauf LH 2. FRUUCE0176-2 Fruehauf RH
1. FRUUCF8314-1 Hi tech	1. HUT16316-01 Composite low arch	1. STAGL295 Galvanized spring liner

**9.8.2: TWO LEAF SUSPENSION SPRINGS**

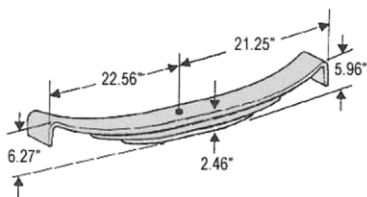


1. STATRA2754 Hutch 326-00

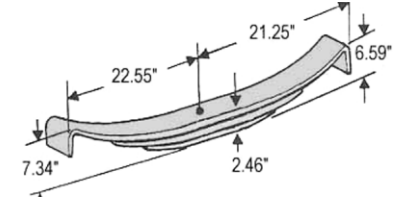


1. STATRA2757 Hutch 16710-01

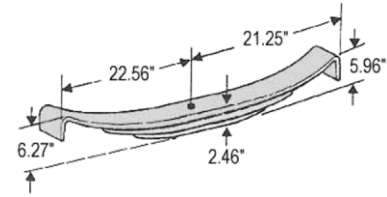
**9.8.3: THREE LEAF SUSPENSION SPRINGS**



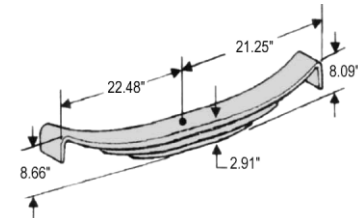
1. STATRA2726 Hutch 354-00



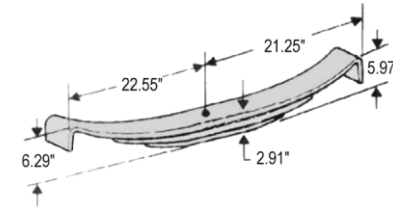
1. STATRA2727 Hutch 355-00



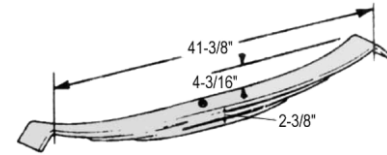
1. STATRA2728 Hutch 356-00



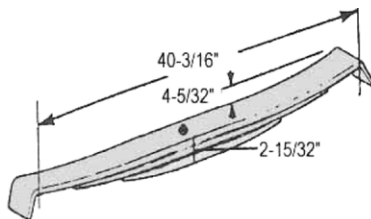
1. STATRA2740 Hutch 365-00



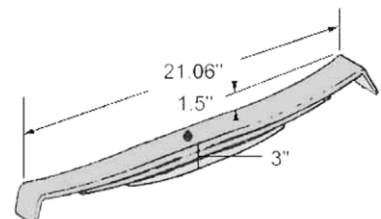
1. STATRA2741 Hutch 365-01



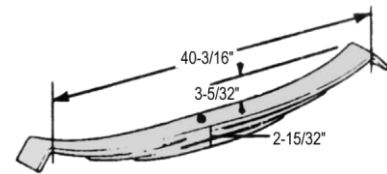
1. STATRA1492 Trailmobile 3-A3-62



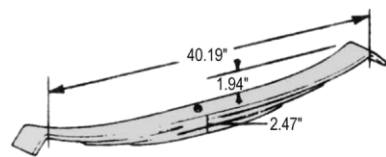
1. FRUUCD0511-1 Fruehauf



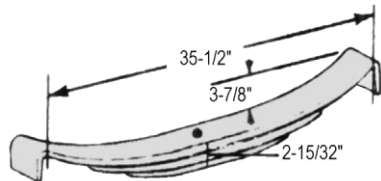
1. STATRA697 Fruehauf UCA7981-1



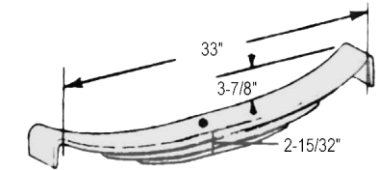
1. FRUUCD6118-1 Fruehauf



1. FRUUCF4784-1 Fruehauf



1. FRUUCE0100-1 Fruehauf



1. FRUUCE0101-1 Fruehauf

9: Suspensions



<p>1. FRUUC9066-1Fruehauf with torque leaf</p>	<p>1. FRUUCD0401-1Fruehauf with torque leaf</p>	<p>1. STATRA3340 TP0079-01</p>
<p>1. STATRA3341 TP0079-02</p>		

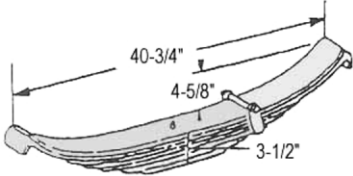
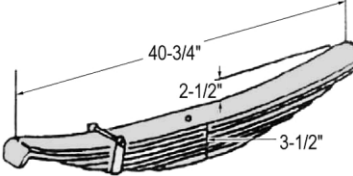

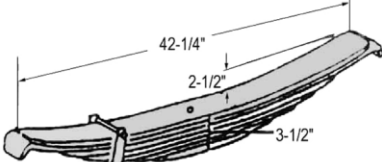
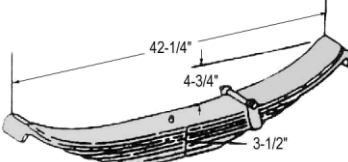
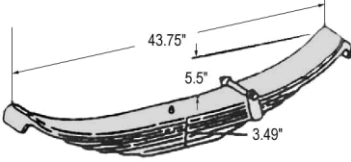
**9.8.4: FOUR LEAF SUSPENSION SPRINGS**

<p>1. FRUUCE1666-1Fruehauf with torque leaf</p>	<p>1. FRUUXB0201 Fruehauf</p>	

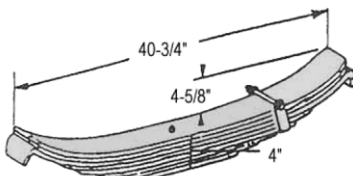
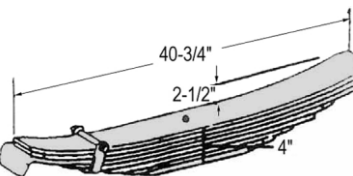
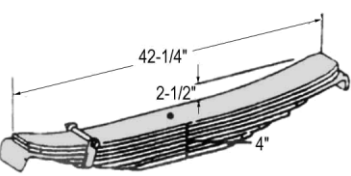
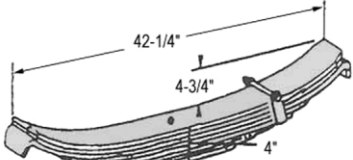
**9.8.5: SIX LEAF SUSPENSION SPRING**

<p>1. FRUUCD5729-1 Fruehauf</p>		

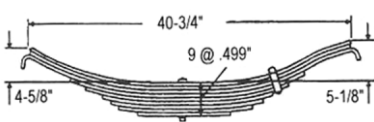
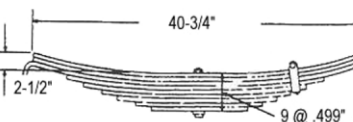
**9.8.6: SEVEN LEAF SUSPENSION SPRINGS**

		
<p>1. FRUUCA0102 Fruhauf hi arch</p>	<p>1. FRUUCA0104 Fruhauf low arch</p>	<p>1. FRUUCD8565-1 Fruhauf</p>
		
<p>1. HUT751-01 Hutch low arch</p>	<p>1. HUT751-05 Hutch hi arch</p>	<p>1. HUT751-06 Hutch hi arch</p>

**9.8.7: EIGHT LEAF SUSPENSION SPRINGS**

		
<p>1. FRUUCA0103 Fruhauf hi arch</p>	<p>1. FRUUCA0105 Fruhauf low arch</p>	<p>1. HUT752-01 Hutch low arch</p>
		
<p>1. HUT752-05 Hutch hi arch</p>		

**9.8.8: NINE LEAF SPRINGS**


	
<p>1. FRUUC3174 Fruhauf hi arch</p>	<p>1. FRUUXA0252 Fruhauf low arch</p>

9: Suspensions

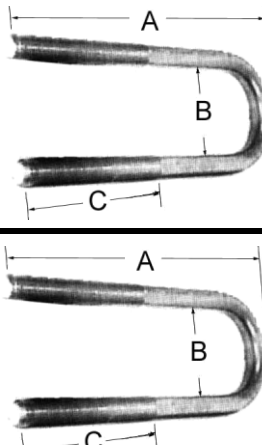
## 9.9 Suspension U-Bolts & Kits

### 9.9.1: SUSPENSION U-BOLTS & KITS

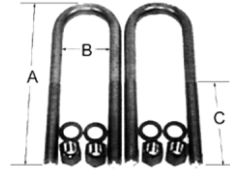
#### 9.9.1.1: 7/8" ROUND TOP U-BOLT KITS

Part Number	A	B	C	Figure
BLT31464903	13"	3"	6"	 <p>Kit includes: 2—U-Bolts 4—Hi nuts 4—Washers</p>
BLT31464904	14"	3"	6"	
BLT31464910	15"	3"	6"	
BLT31465000	16"	3"	6"	
FRUUXA0046-901	12-1/2"	3"	5"	
FRUUXA0046-902	13-1/2"	3"	5"	
FRUUXA0046-915	10"	3"	5"	
FRUUXA0046-917	14-1/2"	3"	5"	
FRUUXA0046-918	17"	3"	5"	

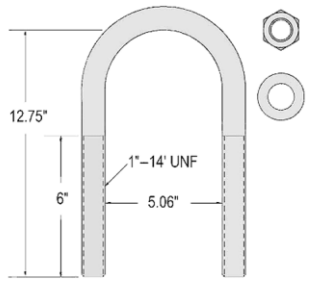
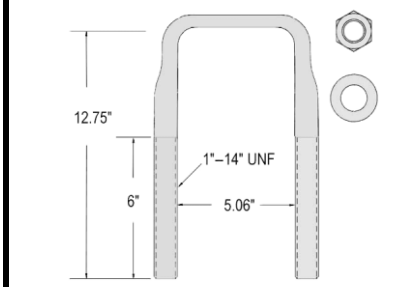
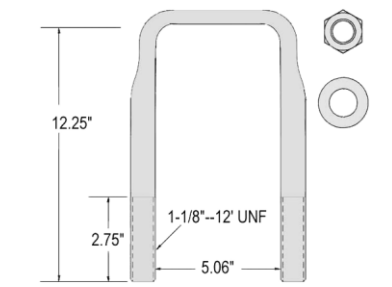
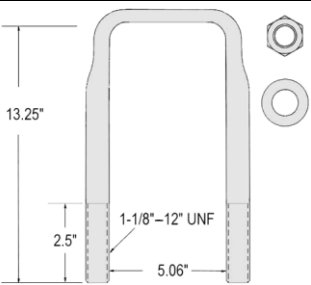
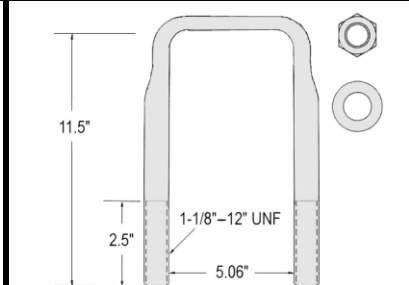
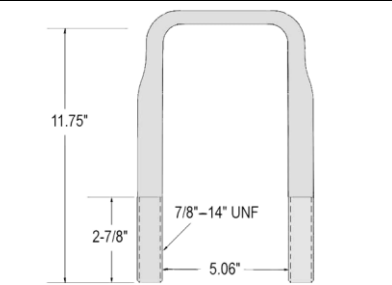
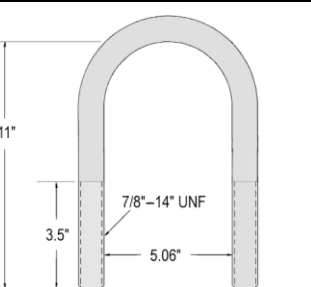
#### 9.9.1.2: 7/8" ROUND TOP U-BOLTS

Part Number	A	B	C	Figure
HUT7040-06	11-3/4"	3"	3-1/2"	
HUT7040-08	10-3/4"	3"	3-1/2"	
HUT7040-09	11-1/4"	3"	3-1/2"	
HUT7040-15	14-1/4"	3"	3-1/2"	
HUT7040-16	14-3/4"	3"	3-1/2"	
HUT7816-10	11-3/4"	5"	3-1/2"	
HUT7816-12	12-3/4"	5"	3-1/2"	
HUT7816-13	13-1/4"	5"	3-1/2"	
HUT7816-16	14-3/4"	5"	3-1/2"	

9.9.1.3: 3/4" ROUND TOP U-BOLTS & KITS

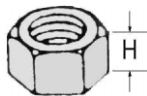
Part Number	A	B	C	Figure
BLT31464810	15-1/2"	5"	6"	 <p>Kit consists of: 2—U-Bolts 4—Hi nuts 4—Washers</p>
BLT31464812	12-1/2"	3"	6"	
BLT31464813	13-1/2"	3"	6"	
BLT31464814	14-1/2"	3"	6"	
BLT31464815	15-1/2"	3"	6"	

9.9.1.4: MISCELLANEOUS U-BOLTS

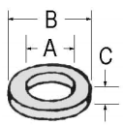
 <p>1. FRUBXE0440-900 Kit</p>	 <p>1. FRUBXE0460-900 Kit</p>	 <p>1. FRUUCD5640-901 Kit</p>
 <p>1. FRUUCD8680-901 Kit</p>	 <p>1. FRUUCD8680-902 Kit</p>	 <p>1. FRUUC6463-1 U-Bolt only</p>
 <p>1. FRUUC2936-7 U-bolt only</p>		

9: Suspensions

**9.9.2: U-BOLT NUTS**

Part Number	Size	H	Figure
HUT34-00	7/8"	1-5/32"	
NUT1-32A	7/8"	.922"	
NUT7-5	1"	1.3"	
NEW934-00-502	1"		
NEW934-00-506	1-1/8"	1-1/8"	

**9.9.3: U-BOLT WASHERS**

Part Number	Size	Inside A	Outside B	Thickness C	Figure
HUT35-00	7/8"	1-5/16"	1-3/4"	.150"	
WSH2-4B	1"	1-1/8"	2"	.136/.177"	
WSH2-33A	7/8"	15/16"	1-3/4"	.13636/.177"	

9: Suspensions