

10.1: Gladhand & Accessories .....	2
10.2: Air Hose .....	7
10.3: Hose Supports, Springs, & Accessories .....	10
10.4: Air Chambers & Accessories .....	12
10.5: Air Reservoir Tanks .....	15
10.6: Fittings & Clips.....	17
10.7: Air Valves .....	22
10.8: Air Ride Height Control Valves .....	33
10.9: ABS Systems .....	35

## 10.1 Gladhand & Accessories

### 10.1.1: CONVENTIONAL ALUMINUM GLADHANDS







Part Number	Type	Special Notes	Manufacturer
MID11450	Universal		<b>Haldex</b> Automatic Brake Adjusters
MID11451	Emergency		
MID11452	Service		
MID11440	Emergency	With filter	
MID11441	Service	With filter	
PHI12-010	Universal		<b>PHILIPS</b>
PHI12-008	Emergency		
PHI12-006	Service		
TRA36201	Emergency		<b>TRAMEC</b>
TRA36101	Service		
TRAF36201	Emergency	With filter	
TRAF36101	Service	With filter	

### 10.1.2: CONVENTIONAL CAST IRON GLADHANDS



Part Number	Type	Special Notes	Manufacturer
MTR035031	Universal		<b>I M PARTS</b>
MIDA77771	Emergency		<b>Haldex</b>
MIDA77770	Service		
TRA56321	Universal		<b>TRAMEC</b>

**10.1.3: BRACKET MOUNT ALUMINUM GLADHANDS**



Part Number	Type	Angle	Plug Furnished	Manufacturer
FRUACF6729-2	Emergency	37.5°	Yes	
FRUACF6729-1	Service	37.5°	Yes	
TRA36241	Emergency	15°	Yes	<b>TRAMEC</b>
TRA36141	Service	15°	Yes	
TRAF36261	Emergency	37°	Yes & filter	
TRAF36161	Service	37°	Yes & filter	
MID11444	Service	-----	Yes	
MID11445	Emergency	-----	Yes	


**10.1.4: ALUMINUM SHUT-OFF STYLE GLADHANDS**

Tramec Style






Sloan Style





Part Number	Type	Seal	Included	Manufacturer
SLO441001	Service	Standard	3/8" Nylon fitting	
SLO441003	Service	Standard	1/2" Nylon fitting	
HEB441004	Service	Standard	None	
HEB441014	Emergency	Standard	3/8" Copper fitting	
SLO441008	Emergency	Standard	3/8" Nylon fitting	
SLO441080	Emergency	Black Poly Seal	None	
SLO441081	Service	Black Poly Seal	None	
TRA36153	Service	Standard	3/8" Nylon fitting	<b>TRAMEC</b>
TRA36253	Emergency	Standard	3/8" Nylon fitting	
TRA36154	Service	Standard	1/2" Nylon fitting	
TRA36254	Emergency	Standard	1/2" Nylon fitting	
TRA36156	Service	Standard	3/8"—18 NPTF	
TRA36256	Emergency	Standard	3/8"—18 NPTF	

**10.1.5: ALUMINUM SWING-A-WAY (SWIVEL) GLADHANDS**




Part Number	Type	Material	Style	Seal	Swivel	Manufacturer
SLO441102	Service	Aluminum	A	Standard	45°	
SLO441103	Emergency	Aluminum	A	Standard	45°	
TRA36181	Service	Aluminum	A	Standard	45°	
TRA36281	Emergency	Aluminum	A	Standard	45°	
TRA36191	Service	Aluminum	B	Standard	90°	
TRA36231	Emergency	Cast	C	Standard	90°	
TRA36291	Emergency	Aluminum	B	Standard	90°	

**10.1.6: GLADHANDS WITH DUST COVERS**




Part Number	Type	Manufacturer	Figure
MID11489	Emergency		
MID11490	Service		

**10.1.7: QUICK-E-GLADHANDS**



Part Number	Type	Manufacturer	Figure
PHI12-206	Universal		

10: Air Brake Systems

### 10.1.8: DUMMY GLADHANDS & PACIFIERS



Part Number	Note	Manufacturer	Figure
MID11400	With 18" cable	<b>Haldex</b>	
SLO441047	With 26" cable		
SLO441073	With 18-3/16" loose end cable		
SLO441721	Pacifier	<b>SLOAN</b>	
PHI12-0100	16" Cable		
		<b>PHILIPS</b>	

### 10.1.9: GLADHAND BRACKETS



					
1. MID11401 2. MID11402	Bracket Bracket	1. SLO441731 2. MID11403	Bracket Bracket	1. MTR12S00002	Bracket

### 10.1.10: GLADHAND SEALS

#### 10.1.10.1: RUBBER GLADHAND SEALS

Part Number	Type	Manufacturer	Figure
MID10028	Double Lip	<b>Haldex</b>	
MID10029	Single Lip		
TRA36001	Double Lip	<b>TRAMEC</b>	
TRA36003	Single Lip		
			Double Lip      Single Lip


**10.1.10.2: POLYURETHANE GLADHAND SEALS**

Part Number	Type	Manufacturer	Figure
MTR10030	Blue Double Lip		 Compression
MTR10031	Red Double Lip		
MTR10032	Black Double Lip		
SLO441737	Red Double Lip		
SLO441738	Blue Double Lip		
SLO441739	Black Double Lip		

**10.1.11: GLADHAND FILTERS**

		
1. MID10035 Filter	1. BEN241839 Filter	1. MTR12600056 Filter

**10.1.12: GLADHAND LOCKS**


Part Number	Figure
MSPGHLOCK	
two keys	

## 10.2 Air Hose


### 10.2.1: RUBBER REINFORCED AIR HOSES

#### 10.2.1.1: REINFORCED RUBBER AIR HOSE ASSEMBLIES

3/8" ID			
Part Number	Length	A	B
HEBSTD3814-13	13"	1/4" Fixed	1/4" Swivel
HEBSTD3814-20.25	20-1/4"	1/4" Fixed	1/4" Swivel
AIR3824	24"	3/8" Swivel	3/8" Swivel
TRA32002-024	24"	3/8" Fixed	3/8" Swivel
HEBSTD3814-26	26"	1/4" Fixed	1/4" Swivel
HEBSTD3814-27.5	27-1/2"	1/4" Fixed	1/4" Swivel
AIR3830	30"	3/8" Swivel	3/8" Swivel
TRA32002-030	30"	3/8" Fixed	3/8" Swivel
HEBSTD3814-36	36"	1/4" Fixed	1/4" Swivel
AIR3836	36"	3/8" Swivel	3/8" Swivel
TRA32002-036	36"	3/8" Fixed	3/8" Swivel
HEBSTD3814-42.5	42-1/2"	1/4" Fixed	1/4" Swivel
HEBSTD3814-45	45"	1/4" Fixed	1/4" Swivel
AIR3848	48"	3/8" Swivel	3/8" Swivel
TRA32002-048	48"	3/8" Fixed	3/8" Swivel
HEBSTD3814-54	54"	1/4" Fixed	1/4" Swivel
HEBSTD3814-60	60"	1/4" Fixed	1/4" Swivel
HEBSTD3814-72	72"	1/4" Fixed	1/4" Swivel
AIR38108	108"	3/8" Fixed	3/8" Swivel



**10.2.1.2: BULK RUBBER REINFORCED AIR HOSES**

Part Number	Size	Length	Figure
AIR4821-06451	3/8"	50'	
AIR4821-06498	3/8"	250'	
AIR4821-06499	3/8"	500'	
AIR4821-08451	1/2"	50'	
AIR4821-08498	1/2"	250'	
AIR4821-08500	1/2"	500'	

**10.2.2: NYLON REINFORCED AIR LINE TUBING**

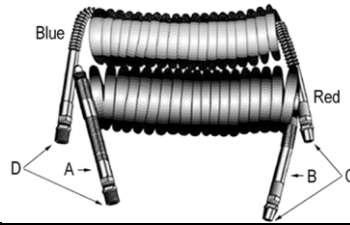
**10.2.2.1: BULK NYLON REINFORCED AIR LINE TUBING**



Part Number	Size	Length	Color
AIR1-10	1/4"	100'	Black
AIR1-18	1/4"	1000'	Blue
AIR1-22	1/4"	1000'	Red
AIR1-24	3/8"	100'	Black
AIR1-26	3/8"	500'	Black
AIR1-29	3/8"	100'	Blue
AIR1-30	3/8"	500'	Blue
AIR1-30A	3/8"	250'	Blue
AIR1-33	3/8"	100'	Red
AIR1-35	3/8"	500'	Red
AIR1-35A	3/8"	250'	Red

Part Number	Size	Length	Color
AIR1-4	1/2"	500'	Black
AIR1-38	1/2"	100'	Black
AIR1-42	1/2"	100'	Blue
AIR1-44	1/2"	500'	Blue
AIR1-47	1/2"	100'	Red
AIR1-49	1/2"	500'	Red
AIR1-52	5/8"	250'	Black




**10.2.2.2: COILED NYLON AIR TUBING SETS**













Part Number	Type	Description	A	B	C	D
TRA55100	Set	1/2"—12'	6"	12"	1/2" NPTF	1/2" NPTF
PAR17212-G	Set	1/2"—12'	6"	12"	1/2" NPTF	1/2" NPTF
PAR17215-G	Set	1/2"—15'	12"	12"	1/2" NPTF	1/2" NPTF
PHI11-315	Set	1/2"—15'	12"	12"	1/2" NPTF	1/2" NPTF
55101	Set	1/2"—15'	12"	12"	1/2" NPTF	1/2" NPTF
PAR17215-040	Set	1/2"—15'	40"	12"	1/2" NPTF	1/2" NPTF
PHLS3-600-15-40CBR	Set	1/2"—15'	40"	12"	1/2" NPTF	1/2" NPTF
PHI11-3400	Power Grip Set	1/2"—15'	40"	12"	1/2" NPTF	1/2" NPTF
PHI11-317	Red airline only	1/2"—15'	12"	12"	1/2" NPTF	1/2" NPTF
PHI11-318	Blue airline only	1/2"—15'	12"	12"	1/2" NPTF	1/2" NPTF
MID11964	Red airline only	1/2"—15'	12"	12"	3/8" NPTF	1/2" NPTF
TRA55101R	Red airline only	1/2"—15'	12"	12"	1/2" NPTF	1/2" NPTF
PHLSM-600-15CB	Blue airline only	1/2"—15'	12"	12"	1/2" NPTF	1/2" NPTF

## 10.3 Hose Supports, Springs & Accessories

### 10.3.1: HOSE SUPPORT SPRINGS

Part Number	Diameter	Length	Figure
FRUECB3587	0.47"	13.13"	
PHI17-111	0.75"	11.00"	
MID11601	0.75"	12.38"	
MID11602	1.00"	12.67"	
TRA34015	1.00"	13.00"	
TRA34017	1.06"	25.00"	
MID11603	1.08"	15.00"	

### 10.3.2: HOSE SEPARATORS (SPACERS)


<p><b>Plastic</b></p>  <p>1. FRUACE6477-1      1/2" ID hose</p>	<p><b>Plastic</b></p>  <p>1. FRUACB1437      3/8" ID hose</p>	<p><b>Plastic</b></p>  <p>1. TRA34020      3/8" ID hose 2. TRA34021      1/2" ID hose</p>
<p><b>Plastic</b></p>  <p>1. MTR12200082      3/8" &amp; 1/2" ID hose</p>	<p><b>Composite</b></p>  <p>1. MID11548      3/8" ID hose</p>	 <p>1. MID11451      3/8" ID hose 2. TRA34268      3/8" ID hose</p>
 <p>1. MID11543      3/8" ID hose</p>	 <p>1. MID11544      3/8" ID hose</p>	 <p>1. MID11546      3/8" &amp; 1/2" ID hose</p>
 <p>1. PHI17-157      3/8" ID hose</p>	 <p>1. TRA34213      3/8" ID hose</p>	

**10.3.3: FLEXASTIKS (SPRING HOLDER) "POGO STICK"**


<p>41" Zinc with Hose Clamp</p>  <p><b>MIDLAND</b></p>	<p>40" Chrome Stick Only</p>  <p><b>TRAMEC</b></p>	<p>40" Gold Chrome with Hose Clamp</p>  <p><b>PHILIPS</b></p>
<p>1. MID11500      41" Zinc</p>	<p>1. MSPPOGO40 2. TRA34200</p>	<p>1. PHI17-0401</p>

## 10.4 Air Chambers & Accessories

### 10.4.1: SERVICE CHAMBERS


Part Number	Type	Company	Length	Clevis	Figure
MIDKN36160	16	Midland	cut to length	-----	 <p>For Reference Only</p>
MIDMA36200	20	Midland	cut to length	-----	
OBI20SC	20	OBI	cut to length	included	
ANC2400001/24S	24	Anchorlok	cut to length	-----	
OBI24SC	24	OBI	cut to length	included	
MIDKN36240	24	Midland	cut to length	-----	
ANC3000001	30	Anchorlok	cut to length	-----	
ANC53000001	30	Anchorlok	cut to length	-----	
FRUACE6367-6	30	Pro-Par	cut to length	-----	
OBI30SC	30	OBI	cut to length	included	
OBI30SC-9	30	OBI	cut to length	-----	
OBI30SCB-MTRA01-01	30	OBI	6.5" threaded rod	included	
TSE30002SC-C	30	TSE	cut to length	-----	
MGM1431001	30	MGM	cut to length	-----	

### 10.4.2: PIGGYBACK UNITS WITH CAGING BOLTS


Part Number	Type	Company	Unit Type	Figure
ANC1624002	16/24	Anchorlok	Clamped	 <p>For Reference Only</p>
OBI22424P	24/24	OBI	Sealed	
MIDMA15427	24/30	Midland	Sealed	
ANC53030021	30/30	Anchorlok	Sealed	
ANC53030023	30/30	Anchorlok	Clamped	
MGM3430001X	30/30	MGM	Sealed	
MGM3430008X*	30/30	MGM	Sealed	
MGM3230008*	30/30	MGM	Sealed	
OBI23030P	30/30	OBI	Sealed	
MIDMQ48300*	30/30	Midland	Sealed	
RNGBPS-3030	30/30	Ranger	Sealed	
TSE3030-OMNI	30/30	TSE	Sealed	
TSE3030S-OMNI-A	30/30	TSE	Sealed	

\*Includes diaphragm, 2 piece clamp band and nut & bolt

**10.4.3: SPRING BRAKES (COMPLETE)**


Part Number	Type	Company	Unit Type	Length	Note	Figure
OBI22424C	24/24	OBI	Sealed	Universal	1	 <p>For Reference Only</p> <ol style="list-style-type: none"> <li>1. With clevis &amp; disabling tool</li> <li>2. With disabling tool only</li> <li>3. Tamper Resistant Design</li> </ol>
ANC2424001	24/24	Anchorlok	Clamped	Universal	2	
OBI22430C	24/30	OBI	Sealed	Universal	1	
ANC164472	30/30	Anchorlok	Sealed	6.5"	1	
ANC165388	30/30	Anchorlok	Sealed	Universal	1	
ANC53030001	30/30	Anchorlok	Sealed	Universal	2	
ANC53030017	30/30	Anchorlok	Sealed	Universal	2	
FRUACF2662-PR4	30/30	Pro-Par	Sealed	Universal	1	
FRUACF2662-4	30/30	Pro-Par	Sealed	Universal	1	
MGM3430051X	30/30	MGM	Clamped	8-1/4"	2	
MGM3430372	30/30	MGM	Sealed	5-5/8"	2	
MGM3831051X	30/30	MGM	Clamped	Universal	3	
MID15443	30/30	Midland	Clamped	Universal	1	
OBI23030C	30/30	OBI	Sealed	Universal	1	
OBI23030C-MTR01-01	30/30	OBI	Sealed	6-1/2"	1	
RNGBTS-3030	30/30	Ranger	Sealed	Universal	2	
TSE3030T-OMNI-304	30/30	TSE	Sealed	Universal	2	
TSE3030T-OMNI-C	30/30	TSE	Sealed	Universal	1	
TSE3030T-OMNI-308	30/30	TSE	Sealed	Universal	1	
TSE3030T-PC-301	30/30	TSE	Sealed	Universal	1	

**10.4.4: AIR CHAMBER DIAPHRAGMS**







Part Number	Type	Diameter	Figure
OBID09000	9	5-1/32"	
AIRBD9	9	5-1/32"	
OBID12000	12	5-15/32"	
AIRBD12	12	5-15/32"	
OBID16000	16	6-5/32"	
AIRBD16	16	6-5/32"	
OBID20000	20	6-17/32"	
AIRBD29	20	6-17/32"	
OBID24000	24	7"	
AIRBD24	24	7"	
OBID30000	30	7-27/32"	
AIRBD30	30	7-27/32"	
MTRT30	30	7-27/32"	
OBID36000	36	8-5/16"	
AIRBD36	36	8-5/16"	

**10.4.5: MISCELLANEOUS AIR CHAMBER ACCESSORIES**










**10.4.5.1: BRAKE CHAMBER PUSH RODS**

Part Number	Chamber Type	Length	Figure
MIDKN36161	16	9.52"	
MIDKN36241	24	10.23"	
MIDKN36301	30	10.34"	
ANC3093038	30	12-1/2"	

**10.4.5.2: CLEVIS & ACCESSORIES**

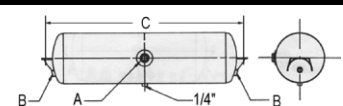
		
1. GUNAS-3000 Clevis kit 2. GUNAS-4004 3 sets of each clevis pin w/ cotter pin	1. MTR1245N1028 1/2" Clevis 2. MTRR801713 5/8" Clevis	1. MIDKN36450 1/2" kit A = 2.50" 2. ANC9999044 1/2" kit A = 2.25" 3. MIDKN36490 1/2" kit A = 1.81" 4. MIDKN36470 1/2" kit A = 1.88" 5. MIDKN36480 5/8" kit A = 1.88"
		
1. MID19105 1/2" Clevis kit	1. PIN2-1 1/2" Clevis & cotter pin 2. MID19102 5/8" Clevis & cotter pin	1. MTRR801732 1/2" Clevis pin 2. MID19100 1/2" Clevis pin 3. PIN1-1 .12" x 1" Cotter pin

**10.4.5.3: MISCELLANEOUS AIR CHAMBER ACCESSORIES**

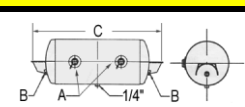
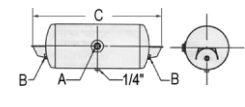
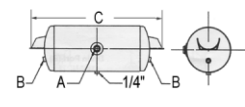
		
1. ANC1664005 Type 16 Clamp assembly	1. ANC3064004 Type 30 Clamp assembly 2. TRA53430 Clamp assembly 3. MGM8216045 Clamp assembly	Fits type 20, 24, 30, & 36 chambers 1. MID19104 Dust boot cover w/plate
		
1. MID10043 Caging tool	1. 11M012 Caging tool plug	1. ANC999916 Tether plug
		
1. MIDKN36302 Type 30 cover	1. MIDKN36303 Type 30 housing	1. MIDKN36304 Type 30 return spring

## 10.5 Air Reservoir Tanks

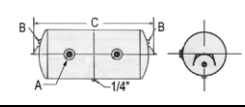
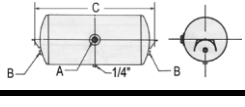
### 10.5.1: 8" DIA. 1425 CUBIC INCH CAPACITY AIR TANKS

Part Number	A	B	C	Figure
HOS8000	3/4" NPTF	3/8" NPTF	32"	
HOS0829	None	3/8" NPTF	32"	





### 10.5.2: 9-1/2" DIA. 1488 CUBIC INCH CAPACITY AIR TANKS

Part Number	A	B	C	Figure
HOSHT-95161**	3/4" NPTF	3/8" NPTF	27-1/2"	
HOS9500	3/4" NPTF	3/8" NPTF	27-1/2"	
HOS9508*	3/4" NPTF	3/8" NPTF	27-1/2"	
HOS9522*	1/2" NPTF	1/2" NPTF	27-1/2"	
FRUACE5939-6	1/2" NPTF	3/8" NPTF	27-1/2"	
HOS9534*	3/4" NPTF	3/8" NPTF	27-1/2"	
HOS9537*	3/4" NPTF	1/2" NPTF	27-1/2"	
* tank has an additional main port on the other side, opposite the one shown.				
** tank has an additional main port on the other side, in the middle of the ones shown.				

### 10.5.3: 12" DIA. 2800 CUBIC INCH CAPACITY AIR TANKS

Part Number	A	B	C	Figure
HOS1254**	3/4" NPTF	3/8" NPTF	29.5"	
HOS1200	3/4" NPTF	3/8" NPTF	29.5"	
FRUAVA0133-1	3/4" NPTF	1/2" NPTF	29.5"	
HOS1242*	3/4" NPTF	3/8" NPTF	29.5"	
* tank has an additional main port on the other side, opposite the one shown.				
** tank has an additional main port on the other side, in the middle of the ones shown.				







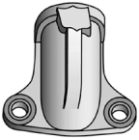
**10.5.4: AIR TANK DRAIN VALVES & DRAIN COCKS**

Manual Drain Valves	Drain Cock	Drain Cock	1/2" Shut Off
			
<ul style="list-style-type: none"> <li>1. MID12103      3' Cable</li> <li>2. MID12104      4' Cable</li> <li>3. TRA35002-048    4' Cable</li> <li>4. MID12105      5' Cable</li> <li>5. TRA35013      5' Universal</li> <li>6. SLO401046      5' Cable</li> </ul>	<ul style="list-style-type: none"> <li>1. FRU534434</li> </ul>	<ul style="list-style-type: none"> <li>1. MIDN-1691</li> </ul>	<ul style="list-style-type: none"> <li>1. FRUACB3627</li> </ul>









## 10.6 Fittings & Clips





### 10.6.1: FRAME FITTINGS

 <p>1. FRUACC3600-1      3/8" Copper 2. FRUACC3600-2      3/8" Nylon</p>	 <p>1. TRA50009      3/8" Nylon</p>	 <p>1. FRUACE6225-1      1/2" Nylon</p>
 <p>1. FRUACE6251-1      3/8" tubing 2. FRUACE6251-2      1/2" tubing</p>	 <p>1. FRUACB8786-1 2. HEB207ACBH-6/HB607 3. MID11304</p>	 <p>1. HEBN11246(HB646) 2. MID11306</p>
 <p>1. MID11312      Angle</p>		



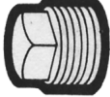
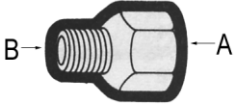

### 10.6.2: RUBBER AIR HOSE FITTINGS

Hose Nut	Hose Nut with Spring	Hose Sleeve
 <p>1. COR368-64      1/4" 2. MID11903      1/2" 3. FRU535305      1/4" 4. COR368-66      3/8" 5. MID11904      3/8" 6. COR368-68      1/2"</p>	 <p>1. COR378-64      1/4" 2. FRU535309      1/4" 3. MID11900      1/4" 4. COR378-66      3/8" 5. MID11901      3/8" 6. TRA31408      3/8" 7. COR378-68      1/2" 8. FRU535308      1/2"</p>	 <p>1. COR367-6      3/8" 2. MID11912      3/8"</p>
 <p>1. MID11913      3/8"</p>	 <p>1. MID11911</p>	 <p>1. TRA31402      3/8" tubing 2. TRA31403      1/2" tubing</p>

**10.6.3: STANDARD COMPRESSION FITTINGS**

<p><b>Brass Insert</b></p> 		<p><b>Long Nut</b></p> 	
<ol style="list-style-type: none"> <li>CORP61-4</li> <li>CORP61-6</li> <li>FITFSP012-31001</li> <li>CORP61-8</li> </ol>	<p>OD Tube</p> <p>1/4" 3/8" 3/8" 1/2"</p>	<ol style="list-style-type: none"> <li>FIT19-1</li> </ol>	<p>OD Tube</p> <p>3/8"</p>
<p><b>Male Connector</b></p> 		<p><b>Male Elbow</b></p> 	
<ol style="list-style-type: none"> <li>FITFSP012-30007</li> <li>FITFSP012-30005</li> <li>FIT1468X6X6</li> </ol>	<p>OD Tube</p> <p>3/8" 1/2" 3/8"</p>	<p>Pipe Thread</p> <p>1/2" 3/8" 3/8"</p>	<ol style="list-style-type: none"> <li>WEA1469X6X6</li> <li>FITFSP012-32006</li> <li>FITFSP012-32007</li> </ol>
		<p>OD Tube</p> <p>3/8" 1/2" 3/8"</p>	<p>Pipe Thread</p> <p>3/8" 3/8" 1/2"</p>




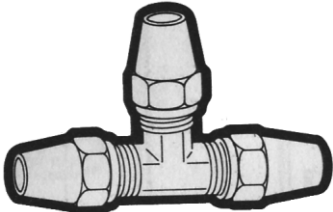

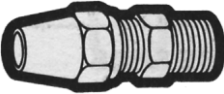
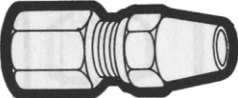
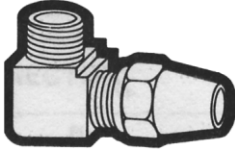
**10.6.4: PIPE FITTINGS**

<p><b>Long Nipple</b></p> 		<p><b>Close Nipple</b></p> 	
<ol style="list-style-type: none"> <li>FIT16-1</li> </ol>	<p>Pipe Thread</p> <p>1/2" x</p>	<p>Length</p> <p>2-1/4"</p>	<ol style="list-style-type: none"> <li>FIT17-1</li> <li>FIT17-2</li> </ol>
			<p>Pipe Thread</p> <p>1/4" 3/8"</p>
<p><b>Square Head Plug</b></p> 		<p><b>Reducing Adaptor</b></p> 	
<ol style="list-style-type: none"> <li>COR109-4</li> <li>FIT1-1</li> <li>COR109-6</li> <li>FIT1-2</li> <li>COR109-8</li> <li>FIT1-3</li> </ol>	<p>Pipe Thread</p> <p>1/4" 1/4" 3/8" 3/8" 1/2" 1/2"</p>	<p>A</p> <p>Pipe Thread</p> <p>3/8" 1/2" 1/2" 3/8" 3/8"</p>	<p>B</p> <p>Pipe Thread</p> <p>x x x x x</p>
		<p>1/4" 1/4" 3/8" 3/8" 3/8" 3/8"</p>	<p>1/4" 1/4" 3/8" 3/8" 1/4"</p>
<p><b>90 Degree Street Elbow</b></p> 			
<ol style="list-style-type: none"> <li>FITFSP012-12001</li> <li>FITFSP012-12003</li> <li>HEBH3400X6</li> </ol>	<p>Male Thread</p> <p>1/4" 3/4" 3/8"</p>	<p>Female Thread</p> <p>1/4" 5/8" 3/8"</p>	




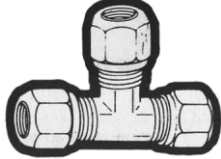
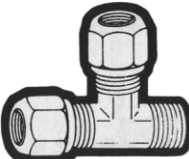





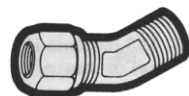

10: Air Brake Systems

**10.6.5: COPPER TUBING COMPRESSION FITTINGS**







(Can be used with nylon tubing as long as inserts are used)

<p style="text-align: center;"><b>Sleeve</b></p>  <p style="text-align: right;">OD Tube</p> <ol style="list-style-type: none"> <li>1. FIT20-2                    3/8"</li> <li>2. FIT39750983            1/4"</li> <li>3. FIT39750984            3/8"</li> <li>4. FIT39750985            1/2"</li> </ol>	<p style="text-align: center;"><b>Nut</b></p>  <p style="text-align: right;">OD Tube</p> <ol style="list-style-type: none"> <li>1. CORB161-6                3/8"</li> <li>2. CORB161-8                1/4"</li> </ol>	<p style="text-align: center;"><b>Hex Nipple</b></p>  <p style="text-align: right;">A NPT    B NPT</p> <ol style="list-style-type: none"> <li>1. WEA3325X6X4            1/4"    3/8"</li> </ol>
<p style="text-align: center;"><b>Tee-Three Tube End</b></p>  <p style="text-align: right;">OD Tube</p> <ol style="list-style-type: none"> <li>1. FITFSP012-09002        3/8"</li> </ol>	<p style="text-align: center;"><b>Union</b></p>  <p style="text-align: right;">OD Tube</p> <ol style="list-style-type: none"> <li>1. CORB162-4                1/4"</li> <li>2. CORB162-6                3/8"</li> <li>3. FITFSP012-04001        3/8"</li> <li>4. CORB162-8                1/2"</li> </ol>	<p style="text-align: center;"><b>Male Connector</b></p>  <p style="text-align: right;">OD Tube    Pipe Thread</p> <ol style="list-style-type: none"> <li>1. FITFSP012-05001        1/4"    1/8"</li> <li>2. PAR68NTA-6-2            3/8"    1/8"</li> <li>3. CORB168-64              3/8"    1/4"</li> <li>4. WEA1468X6               3/8"    1/4"</li> <li>5. FITFSP012-05002        3/8"    1/4"</li> <li>6. CORB168-66              3/8"    3/8"</li> <li>7. CORB168-68              3/8"    1/2"</li> <li>8. FITFSP012-05003        3/8"    3/8"</li> <li>9. WEA1468X6X6            3/8"    3/8"</li> <li>10. PAR68NTA-6-6           3/8"    3/8"</li> <li>11. CORB168-84             1/2"    1/4"</li> <li>12. CORB168-86             1/2"    3/8"</li> <li>13. CORB168-88             1/2"    1/2"</li> </ol>
<p style="text-align: center;"><b>Female Connector</b></p>  <p style="text-align: right;">OD Tube    Pipe Thread</p> <ol style="list-style-type: none"> <li>1. WEA1466X8               1/2"    3/8"</li> </ol>	<p style="text-align: center;"><b>Male Elbow</b></p>  <p style="text-align: right;">OD Tube    Pipe Thread</p> <ol style="list-style-type: none"> <li>1. PAR269NTA-6-4           3/8"    1/4"</li> <li>2. CORB169-66              3/8"    3/8"</li> <li>3. CORB169-68              3/8"    1/2"</li> <li>4. CORB169-84              1/2"    1/4"</li> <li>5. PAR269NTA-8-4           1/2"    1/4"</li> <li>6. CORB169-86              1/2"    3/8"</li> <li>7. CORB169-88              1/2"    1/2"</li> <li>8. PAR269NTA-8-8           1/2"    1/2"</li> </ol>	

**10.6.6: NYLON TUBING FITTINGS**













<p style="text-align: center;"><b>Sleeve</b></p> 	<p style="text-align: center;"><b>Insert</b></p> 	<p style="text-align: center;"><b>Nut</b></p> 
<p style="text-align: right;">OD Tube</p> <p>1. FIT29-3      1/2" 2. PAR60NTA-6      3/8"</p>	<p style="text-align: right;">OD Tube</p> <p>1. FIT31-3      1/2"</p>	<p style="text-align: right;">OD Tube</p> <p>1. FIT28-2      3/8" 2. FIT28-3      1/2"</p>
<p style="text-align: center;"><b>Tee-Three Tube End</b></p> 	<p style="text-align: center;"><b>Tee-Pipe on Run</b></p> 	<p style="text-align: center;"><b>Tee-Pipe on Branch</b></p> 
<p style="text-align: right;">OD Tube</p> <p>1. FITFSP012-33002      1/4" 2. FITFSP012-33001      3/8" 3. FITFSP012-33003      1/2"</p>	<p style="text-align: right;">OD Tube      Pipe Thread</p> <p>1. WEA1471X6      3/8"      1/4" 2. WEA1471X6X6X6      3/8"      3/8"</p>	<p style="text-align: right;">OD Tube      Pipe Thread</p> <p>1. WEA1472X6      3/8"      1/4" 2. WEA1472X6X6X2      3/8"      1/2" 3. WEA1472X6X6X6      3/8"      3/8" 4. WEA1472X8      1/2"      1/4"</p>
<p style="text-align: center;"><b>Union</b></p> 	<p style="text-align: center;"><b>Male Connector</b></p> 	<p style="text-align: center;"><b>Female Connector</b></p> 
<p style="text-align: right;">OD Tube</p> <p>1. WEA1462X6      1/4" 2. WEA1462X8      1/2"</p>	<p style="text-align: right;">OD Tube      Pipe Thread</p> <p>1. WEA1468X4X4      1/4"      1/4" 2. WEA1468X6      3/8"      1/4" 3. WEA1468X6X6      3/8"      3/8" 4. WEA1468X8X4      1/2"      1/4" 5. WEA1468X8X8      1/2"      1/2"</p>	<p style="text-align: right;">OD Tube      Pipe Thread</p> <p>1. FITFSP012-41001      1/4"      1/4"</p>
<p style="text-align: center;"><b>Male Elbow</b></p> 	<p style="text-align: center;"><b>45° Male Elbow</b></p> 	<p style="text-align: center;"><b>45° Male Elbow</b></p> 
<p style="text-align: right;">OD Tube      Pipe Thread</p> <p>1. WEA1469X4X4      1/4"      1/4" 2. FITFSP012-11002      3/8"      1/4"</p>	<p style="text-align: right;">OD Tube      Pipe Thread</p> <p>3. WEA1480X6X6      3/8"      3/8" 4. WEA1480X8      1/2"      3/8"</p>	<p style="text-align: right;">A      B NPT      NPT</p> <p>1. WEA3350X6      1/2"      1/2"</p>

**10.6.7: TUBE CLIPS**

<b>Heavy Duty Steel/Vinyl Closed Clip</b> 	<b>Aluminum Clip</b> 	<b>Steel Clip</b> 
1. CLP1-9                      1/8" 2. CLP1-1                      1/4" 3. CLP1-4                      1/2" 4. CLP1-5                      5/8" 5. CLP1-8                      1"	1. CLP3-1                      3/8" 2. CLP3-2                      1/2" 3. CLP3-3                      5/8"	1. CLP4-1                      3/8" 2. CLP4-2                      1/2"
<b>Nylon/Vinyl Closed Clip</b> 	<b>Jiffy Tube Clamp</b> 	<b>Protected Tube Clamp</b> 
1. CLP5-1                      1/4" 2. CLP5-2                      3/8"	1. MID11103                      1/2"	1. MID11122                      3/8" 2. MID11123                      1/2"

## 10.7 Air Valves

### 10.7.1: WABASH REPLACEMENT AIR VALVES


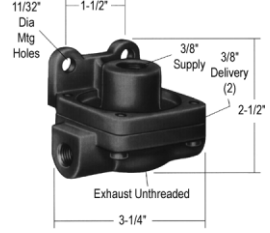




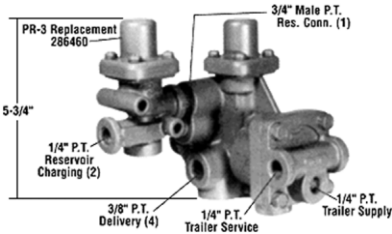


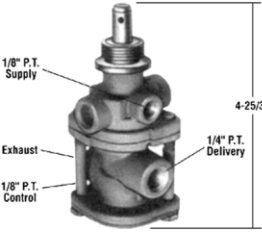

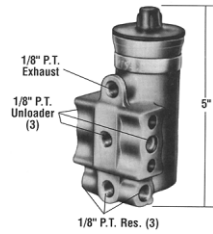
<p><b>R-12 Valve (used with ABS/MBS-1)</b></p>  <p>1. WAB12900570</p>	<p><b>R-12 P Valve</b></p>  <p>1. WAB12900305</p>	<p><b>RE-6 Valve</b></p>  <p>1. WAB12900002</p>
<p><b>SR-2 Valve</b></p>  <p>1. WAB12900005 2. WAB12900296</p>	<p><b>SR-5 Valve</b></p>  <p>1. WAB12900243</p>	<p><b>RE-6NC Valve</b></p>  <p>1. WAB12900286</p>
<p><b>R-14 Valve</b></p>  <p>1. WAB12900006</p>	<p><b>R-8 P Valve</b></p>  <p>1. WAB12900022</p>	<p><b>DC-4 Valve (Double Check)</b></p>  <p>1. WAB12900013</p>
<p><b>PR-4 Valve (Pressure Protection)</b></p>  <p>1. WAB12900021</p>	<p><b>PR-3 Valve (Pressure Protection)</b></p>  <p>1. WAB12900031</p>	<p><b>SC-1 Valve (Single Check)</b></p>  <p>1. WAB12900083 A = 1/2" B = 1/2" 2. WAB12900095 A = 1/4" B = 1/8"</p>

10: Air Brake Systems

**Bendix**

**10.7.2: BENDIX REPLACEMENT AIR VALVES & ACCESSORIES**

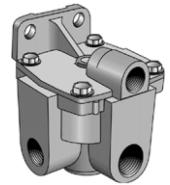
**Bendix**


<p><b>Dual Brake Valve</b></p>  <p>1. BEN229216 2. MTR286171</p>	<p><b>QR-1 Quick Release Valve</b></p>  <p>1. BEN229859</p>	<p><b>R-12 Relay Valve with</b></p>  <p>Vertical ports 1. BEN102626 A 1/2" 2. MTR065104 3/8" 3. MTR102626 1/2"</p>
<p><b>R-12 Relay Valve</b></p>  <p>1. BEN103009 Horizontal ports</p>	<p><b>RE-6 Relay Emergency Valve</b></p>  <p>1. BEN281865</p>	<p><b>SR-5 Anti-Compounding Spring Brake Valve</b></p>  <p>1. BEN065439 A = 1/2" 2. BENSRS5 A = 3/4"</p>
<p><b>SR-4 Spring Brake Valve</b></p>  <p>1. BEN101112</p>	<p><b>SR-4 Spring Brake Valve (New Style)</b></p>  <p>1. BEN107539</p>	<p><b>PP-1 Control Valve</b></p>  <p>1. BEN276566 20 PSI 2. BEN276567 40 PSI</p>
<p><b>PP-7 Trailer Supply Valve</b></p>  <p>1. BEN288239 Exhaust port not threaded</p>	<p><b>PP-7 Trailer Supply Valve</b></p>  <p>1. BEN106113 Exhaust port threaded 2. MTR288239</p>	<p><b>D-2 Governor</b></p>  <p>1. BENOR275491 2. BEN275491X Rebuilt 3. BEN284358 Hi-Temp 4. MTR275491</p>


**Haldex**


**10.7.3: HALDEX (MIDLAND) REPLACEMENT AIR VALVES & ACCESSORIES**

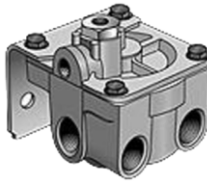
**Haldex**

Part Number	MTR Part Number	Supply	Delivery	Reservoir	Crack Pressure	Figure
MIDKN28500	MTRKN28500	2—3/8"	2—3/8"	1—1/4"	5.5 ± 1 PSI	 <p>RG-2 Relay Valve</p>
MIDKN28510	MTRKN28510	1—1/2" 1—3/8"	2—3/8"	1—1/4"	5.5 ± 1 PSI	
MIDKN28520	MTRKN28520	2—1/2"	2—1/2"	1—1/4"	5.5 ± 1 PSI	
MIDKN28531		1—3/8" 1—1/2"	2—3/8"	1—1/4"	5.5 ± 1 PSI	

Part Number	Supply	Delivery	Control	Crack Pressure	Figure
MIDKN28550	1—1/2" 1—plugged	2—3/8"	1—1/4"	5.5 ± 1 PSI	 <p>RG-5 Relay Valve</p>

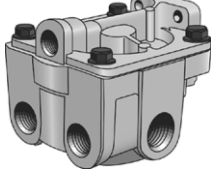
Part Number	Supply	Delivery	Reservoir	Crack Pressure	Figure
MIDKN28600	1—1/4"	4—3/8"	1—3/4"	3 PSI	 <p>FF2 Full Function Valve</p>
MIDKN28601	1—1/4"	4—3/8"	1—1/2"	3 PSI	

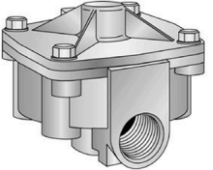
Part Number	Supply	Delivery	Control	Reservoir	Closing Pressure	Figure
MIDKN26000	2—3/8"	4—3/8"	1—3/8"	1—1/2" 1—3/8"	55 PSI	 <p>RT-4 Spring Brake Valve</p>
MIDKN26020	1—3/8" 1—plugged	4—3/8"	1—3/8"	1—1/2" 1—3/8"	70 PSI	


Part Number	Supply	Delivery	Control	Crack Pressure	Figure
MIDKN28140	1—1/2"	2—1/2"	1—1/4" 1—1/8"	4.0 ± 1 PSI	 <p>Relay Valve</p>
MIDKN28071	1—1/2"	2—1/2"	2—1/4"	4.0 ± 1 PSI	

10: Air Brake Systems



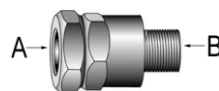
Part Number	Supply	Delivery	Control	Crack Pressure	Figure
MIDKN28131	2—1/2"	2—1/2"	2—1/4"	4.0 ± 1 PSI	
MIDKN28300	2—1/2"	2—1/2"	1—3/8" 1—plugged	0	
MIDKN28060	2—1/2"	2—3/8"	1—3/8" 1—plugged	4.6 ± 1.5 PSI	

Part Number	Supply	Delivery	Control	Crack Pressure	Figure
MIDA103600	1—3/4"	4—3/8"	1/4"	3.0 ± 1 PSI	

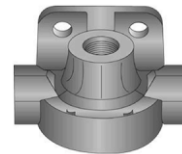
Part Number	Supply	Delivery	Reservoir	Emergency	Crack Pressure	Figure
MIDKN30200	1—3/8"	4—3/8"	1—3/4"	1—3/8"	4.5 ± 1 PSI	
MIDKN30300	1—1/4"	4—1/4"	1—3/4"	1—1/4"	4.5 ± 1 PSI	
MIDKN30400	1—1/4"	4—3/8"	1—3/4"	1—1/4"	4.5 ± 1 PSI	

**Lever Control Valve**

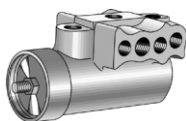

1. MIDKN20001

**One-way Check Valve**


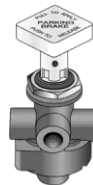
- |               |      |      |
|---------------|------|------|
|               | A    | B    |
| 1. MIDKN23000 | 1/2" | 1/2" |
| 2. MIDKN23010 | 3/8" | 3/8" |

**Quick Release Valve**



- |               |       |        |
|---------------|-------|--------|
|               | Inlet | Outlet |
| 1. MIDKN32011 | 1/2"  | 3/8"   |
| 2. MIDKN32060 | 3/8"  | 3/8"   |

**Piston Type Governor**


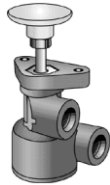



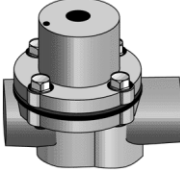

1. MIDKN18530      1/8" ports

**Push-Pull Parking  
Emergency/Brake Valve**


1. MIDKN20021      1/8" ports

**Push-Pull Trailer Air Supply Valve**


1. MIDKN20025
- 
- Supply & Control      1/8" ports
- 
- Emergency & Delivery      1/4" ports

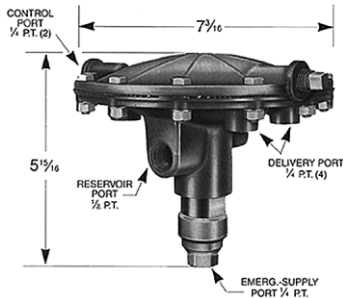
<p><b>Push-Pull Panel Mount Valve</b></p> 	<p><b>Knob Kit for Pin Type Push-Pull Valve</b></p> 	<p><b>Knob Kit for Pin Type Push-Pull Valve</b></p> 
<p>1. MIDKN20031 1/4" ports</p>	<p>1. MIDKN20900</p>	<p>1. MIDKN20901</p>
<p><b>Knob Kit for Pin Type Push-Pull Valve</b></p> 	<p><b>Pressure Protection Valve with One-Way Check</b></p> 	<p><b>Pressure Protection Valve with One-Way Check</b></p> 
<p>1. MIDKN20903</p>	<p>1. MIDKN31000 Open PSI 65 Closed PSI 45</p>	<p>1. MIDKN31170 50 PSI 2. MIDKN31171 75 PSI</p>



**10.7.4: SEALCO REPLACEMENT AIR VALVES & ACCESSORIES**



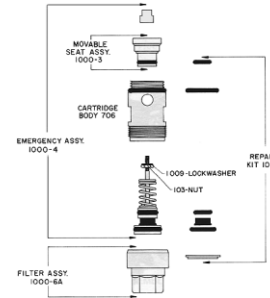
**Relay Emergency Valve "Quick Fix"**



Cracking pressure 1.5

- 1. SEAA-1000-S

**Relay Emergency Repair Cartridge**

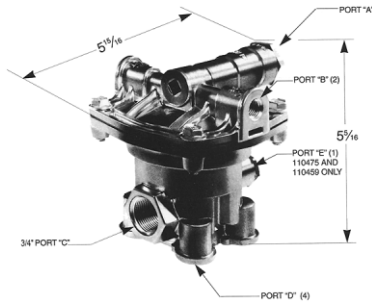


- 1. SEA1000-5A
- 2. SEA10-5

Complete assembly  
Seal repair kit only

10: Air Brake Systems


**Charging Relay Emergency Valve**



Cracking pressure 4.5

	A	B	Ratio
1. SEA110200	1/4" NPT	1/4" NPT	Yes
2. SEA110205	3/8" NPT	3/8" NPT	Yes
3. SEA110470	3/8" NPT	3/8" NPT	No

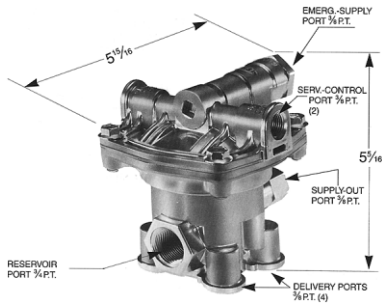
**Service Relay Valve**



Cracking pressure 4.5

1. SEA110139	Has ratio feature
2. SEA110450	No ratio feature


**Non-charging Relay Emergency Valve**



Cracking pressure 4.5

1. SEA110338	Used on convert dollies, turntable axles, and air lift axles
--------------	--


**Plug Unit (repair)**



used on: 110139, 110200, 110205, 110338, 110450, 110470

1. SEA110143	
--------------	--

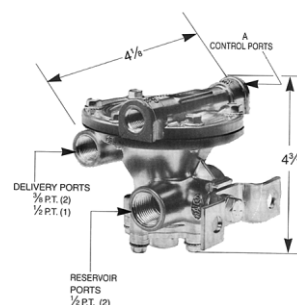
**4-Port Service Relay Valve**



Cracking Pressure

1. SEA110380	1.5
2. SEA110415	4.0

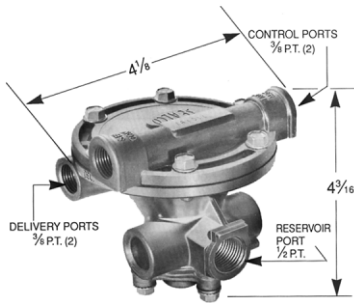
**3-Port Service Relay Valve**



Cracking Pressure 5.5

1. SEA9125	A = 2-1/4"
2. SEA110207	A = 2-3/8"
3. SEA9125-5	Plug unit

**2-Port Service Relay Valve**

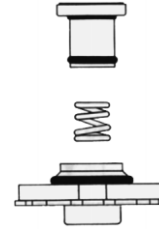


Cracking pressure 4.0

- 1. SEA110197
- 2. SEA110198

No nipple  
Includes SEA6002

**Plug Unit (repair)**




used on: 11017 & 110198

- 1. SEA110227

Plug Unit

**2-Port Service Relay Valve**




Checking pressure 4.5

- 1. SEA110360
- 2. SEA110365
- 3. SEA110410

Cracking Pressure  
1.5  
With Bracket 1.5  
4.0

**Control Line Valve**




Cracking pressure 0.0

- 1. SEA110570

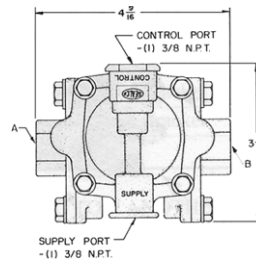
Frame mount

**Spring Brake Control Valve**



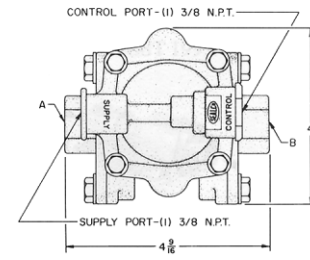
Replaces: 110180, 110190, 111170, 111180, 111190, 112170, 112180, 112190, & B.F.G. 1659-8

- |              |          |          |
|--------------|----------|----------|
|              | A        | B        |
| 1. SEA110170 | 1/2" NPT | 1/2" NPT |

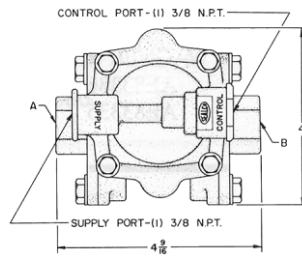


Replaces: 110230, 110305, 111171, 111230, 111305, 112171, 112230, & 112305

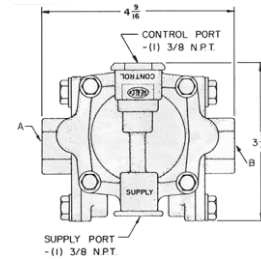
- |              |          |          |
|--------------|----------|----------|
|              | A        | B        |
| 1. SEA110171 | 1/2" NPT | 3/8" NPT |



**Plug Unit (repair)**



Replaces: 110192, 110193, 111191, 111192, 111193, 112191, 112192, & 112193



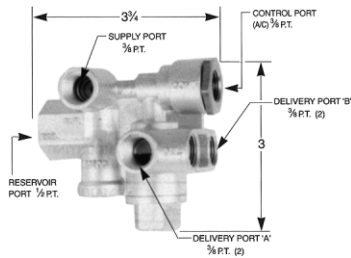
Replaces: 110316 & 110317

- 1. SEA110165
- 2. SEA110175 Pre-10-92 trailers

- 1. SEA110191 A 3/8" NPT B 1/2" NPT

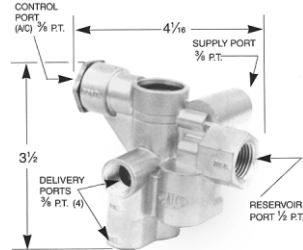
- 1. SEA110315 A 1/2" NPT B 3/8" NPT

**Spring Break Control Valve**




- 1. SEA110500

**Service Reservoir Priority System**



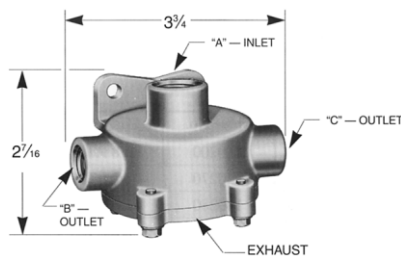
- 1. SEA110700

**Spring Break Control Valve (early version)**



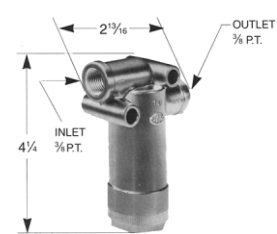
- 1. SEA110147
- 2. SEA110143 Plug unit

**Quick Release Valves**



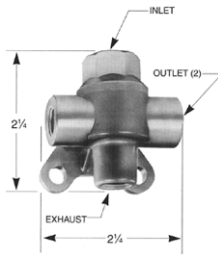
	A	B	C	Cracking Pressure
1. SEA2000D-3/8	3/8"	1/4"	1/4"	0-1
2. SEA2000D-1/2	1/2"	3/8"	3/8"	0-1
3. SEA200000	1/4"	1/4"	1/4"	0-1
4. SEA200001	3/8"	3/8"	3/8"	0-1

**Line Filter**




- 1. SEA2550

**Spring Brake Exhaust Valve**



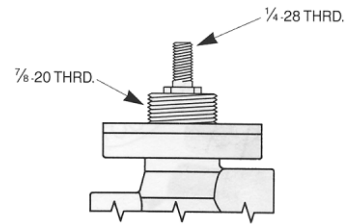
- |              |           |
|--------------|-----------|
| 1. SEA7800   | 1/4" NPT  |
| 2. SEA780210 | 3/8" NPTs |

**Pressure Protection Valve**



- |              |           |           |
|--------------|-----------|-----------|
| 1. SEA110257 | open      | close     |
|              | 75 P.S.I. | 70 P.S.I. |
| 2. SEA110258 | 95 P.S.I. | 90 P.S.I. |

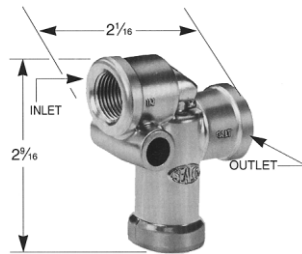
**Hand Control Valve**



with black plastic knob

- |              |                       |
|--------------|-----------------------|
| 1. SEA110512 | Parking brake release |
|--------------|-----------------------|


**Pressure Protection Valve**



**Pressure Protection Valve**

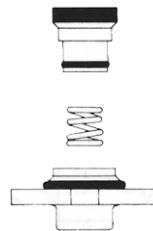
	Port size	Open P.S.I.	Closed P.S.I.
1. SEA140200	3/8"	60	50
2. SEA140270	3/8"	70	60
3. SEA140280	3/8"	80	70
4. SEA140290	3/8"	90	80
5. SEA140370	1/4"	70	60

**Single Circuit Foot Valve**



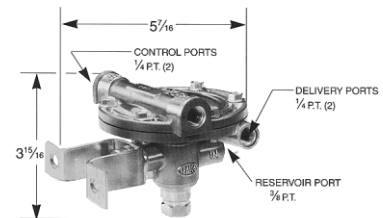
- |              |             |
|--------------|-------------|
| 1. SEA6125   | As pictured |
| 2. SEA6125-2 | No treadle  |

**Plug Unit (repair)**



- |              |
|--------------|
| 1. SEA6125-5 |
|--------------|

**Mini-Valve**



Cracking pressure 2.5

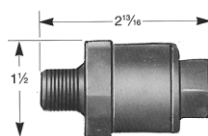
- |            |
|------------|
| 1. SEA3100 |
|------------|

**Plug Unit (repair)**




- |              |
|--------------|
| 1. SEA3100-5 |
|--------------|

**One-Way Check Valve**


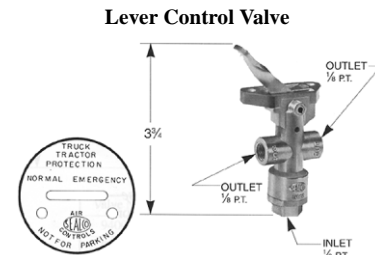


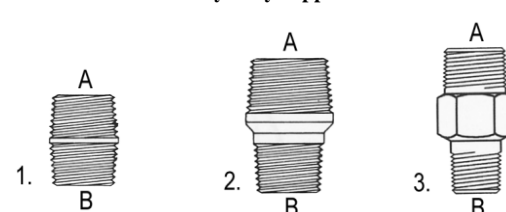


- |                  |            |
|------------------|------------|
| 1. SEAL10200-1/2 | 1/2" ports |
|------------------|------------|

**One-Way Check Valve**








- |                |            |
|----------------|------------|
| 1. SEA2200-1/2 | 1/2" ports |
|----------------|------------|

<p><b>Two-Way Check Valve</b></p> 	<p><b>Lever Control Valve</b></p> 	<p><b>Seat</b></p> 												
<p>1. SEA320100</p>	<p>1. SEA21600 2. SEA21600-2 w/out face plate</p>	<p>1. SEA501T</p>												
<p><b>Diaphragm</b></p> 	<p><b>Heavy Duty Nipples</b></p> 													
<p>1. SEA503</p>	<table border="0"> <tr> <td>1. SEA6002</td> <td>A</td> <td>B</td> </tr> <tr> <td>2. SEA6003</td> <td>1/2" NPT</td> <td>1/2" NPT</td> </tr> <tr> <td>3. SEA616</td> <td>3/4" NPT</td> <td>1/2" NPT</td> </tr> <tr> <td></td> <td>3/4" NPT</td> <td>1/2" NPT</td> </tr> </table>		1. SEA6002	A	B	2. SEA6003	1/2" NPT	1/2" NPT	3. SEA616	3/4" NPT	1/2" NPT		3/4" NPT	1/2" NPT
1. SEA6002	A	B												
2. SEA6003	1/2" NPT	1/2" NPT												
3. SEA616	3/4" NPT	1/2" NPT												
	3/4" NPT	1/2" NPT												

**10.7.5: TRAMEC REPLACEMENT AIR VALVES AND ACCESSORIES**


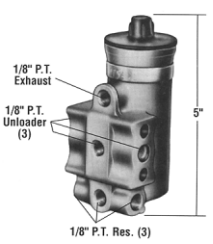

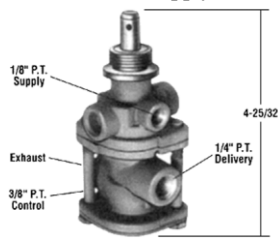
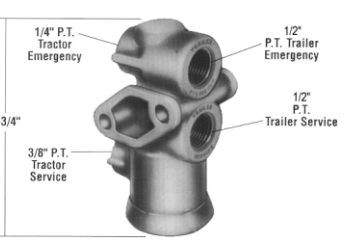


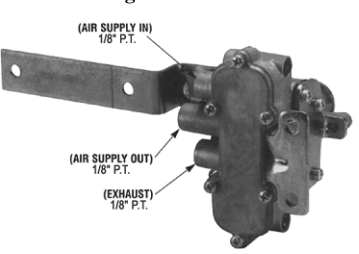
**TRAMEC**

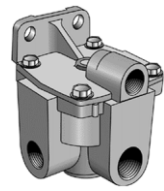
**TRAMEC**

<p><b>Quick Release Valve</b></p>  <p>Cracking pressure 0.0</p>	<p><b>Quick Release Valve for Air Ride Axles</b></p>  <p>Cracking pressure 0.0</p>	<p><b>In-Line Quick Release Valve</b></p> 
<p>1. TRA51107</p>	<p>1. TRA51143</p>	<p>1. TRA51152 1/2" tube input</p>
<p><b>Trailer Emergency Valve (TEV)</b></p> 	<p><b>4 Port Relay Valve</b></p>  <p>Cracking pressure 4.0</p>	
<p>1. TRA51301</p>	<p>1. TRA51444</p>	



**10.7.6: MARTEC REPLACEMENT  
AIR VALVES**

<p><b>R-12 Relay Valve with Bracket</b></p>  <p>1/4" P.T. Service (1) 3-7/8" 1/2" Supply (1) A P.T. Delivery (4)</p>	<p><b>D-2 Governor</b></p>  <p>1/8" P.T. Exhaust 1/8" P.T. Unloader (3) 1/8" P.T. Res. (3) 5"</p>	<p><b>E-6 Dual Brake Valve</b></p>  <p>3/8" P.T. Supply-#1 Reservoir (2) 5-5/8" 3/8" P.T. Delivery-#1 (2) 3/8" P.T. Delivery-#2 (2) Exhaust 3/8" P.T. Supply-#2 Reservoir (2)</p>
<p>Vertical ports 1. MTR065104 3/8" 2. MTR102626 1/2" 3. BEN102626 1/2"</p>	<p>1. MTR275491 2. BEN275491 3. BEN275491X 4. BEN284358</p> <p align="right">Rebuilt Hi-Temp</p>	<p>1. MTR286171 2. BEN229216</p>
<p><b>PP-7 Trailer Supply Valve</b></p>  <p>1/8" P.T. Supply 4-25/32" Exhaust 3/8" P.T. Control 1/4" P.T. Delivery</p>	<p><b>TP-3 Tractor Protection Valve</b></p>  <p>1/4" P.T. Tractor Emergency 1/2" P.T. Trailer Emergency 4-3/4" 1/2" P.T. Trailer Service 3/8" P.T. Tractor Service</p>	<p><b>QR-1C Quick Release Valve</b></p>  <p>1-1/2" 1/4" P.T. Balance 11/32" Dia. Min. Holes 2-11/16" 1/4" P.T. Supply 1/2" Delivery (2)</p>
<p>1. MTR288239 Exhaust port threaded 2. BEN106113</p>	<p>1. MTR279000</p>	<p>1. MTR289714</p>
<p><b>A-3546 Transmission Range Valve</b></p>  <p>4.36" 1/8" P.T. Inlet 1/8" P.T. Outlet</p>	<p><b>Controlled Response Height Control Valve</b></p>  <p>(AIR SUPPLY IN) 1/8" P.T. (AIR SUPPLY OUT) 1/8" P.T. (EXHAUST) 1/8" P.T.</p>	
<p>1. MTRA3546</p>	<p>1. MTR90054007 1/4" tubing 2. NEW900-54-007 1/4" tubing 3. NEW905-54-183 3/8" tubing</p>	


MTR Part Number	Midland Part Number	Supply	Delivery	Reservoir	Crack Pressure	Figure
MTRKN28500	MIDKN28500	2—3/8"	2—3/8"	1—1/4"	5.5 ± 1 PSI	
MTRKN28510	MIDKN28510	1—1/2" 1—3/8"	2—3/8"	1—1/4"	5.5 ± 1 PSI	
MTRKN28520	MIDKN28520	2—1/2"	2—1/2"	1—1/4"	5.5 ± 1 PSI	
	MIDKN28531	1—3/8" 1—1/2"	2—3/8"	1—1/4"	5.5 ± 1 PSI	




**10.8 Air Ride Height Control Valves**




**10.8.1: NEWAY AIR RIDE HEIGHT CONTROL  
REPLACEMENT VALVES**



- 1. NEW900-54-007      1/4" tubing
- 2. MTR90054007      1/4" tubing
- 3. NEW905-54-183      3/8" tubing



- 1. NEW905-54-241




- 1. NEW905-54-271



**10.8.2: HADLEY AIR RIDE HEIGHT CONTROL  
REPLACEMENT VALVES**




Universal Kit




- 1. HADH00450CE      Universal kit

Intergal Dump Port



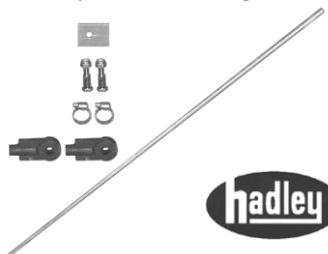



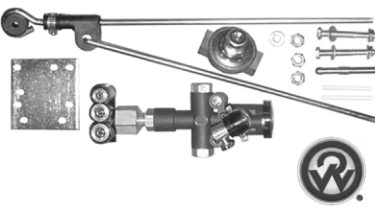

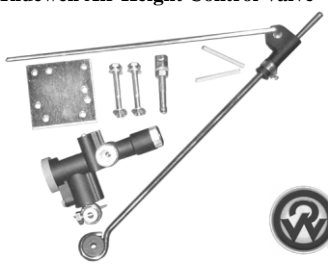

- 1. HADH00500C

Intergal Dump Valve



- 1. HADH00500CA

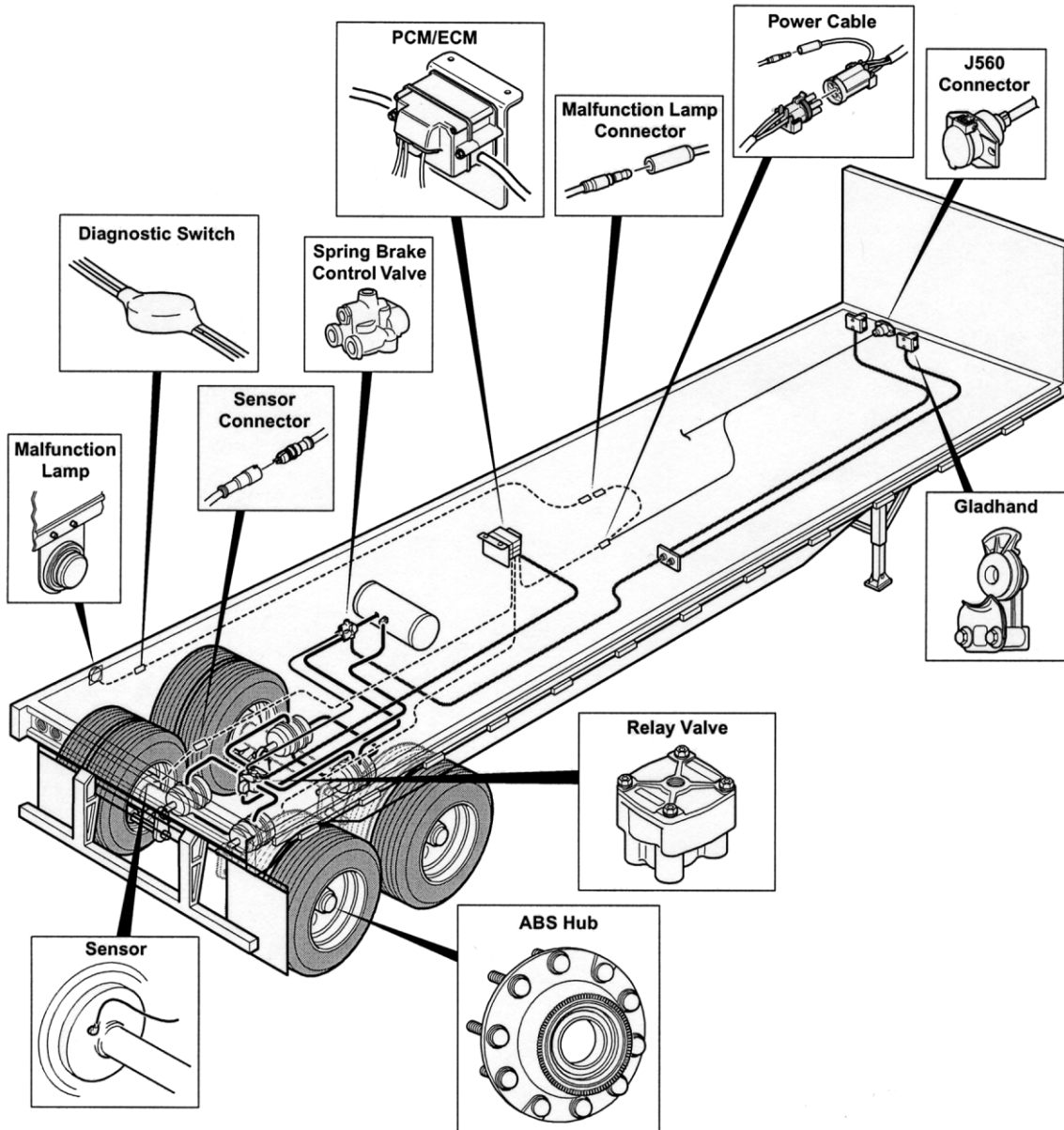
**10.8.3: MISCELLANEOUS AIR RIDE HEIGHT CONTROL  
REPLACEMENT VALVES & LINKAGE KITS**

<p align="center"><b>Hadley Universal Linkage Kit</b></p>  <p align="center"></p>	<p align="center"><b>Haldex Air Leveling Valve W/ Linkage</b></p>  <p align="center"></p>	<p align="center"><b>Ridewell Air Height Control Valve</b></p>  <p align="center"></p>
<p>1. HADHPB450-3</p>	<p>1. MIDKN27000</p>	<p>1. RDW6240604</p>
<p align="center"><b>Ridewell Air Height Control Valve</b></p>  <p align="center"></p>		
<p>1. RDW6240604</p>		

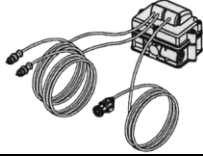

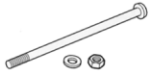








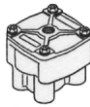

## 10.9 ABS Systems

### 10.9.1: WABASH ABS SYSTEMS

#### 10.9.1.1: WABASH MBS-1 (PROMBS1-1)

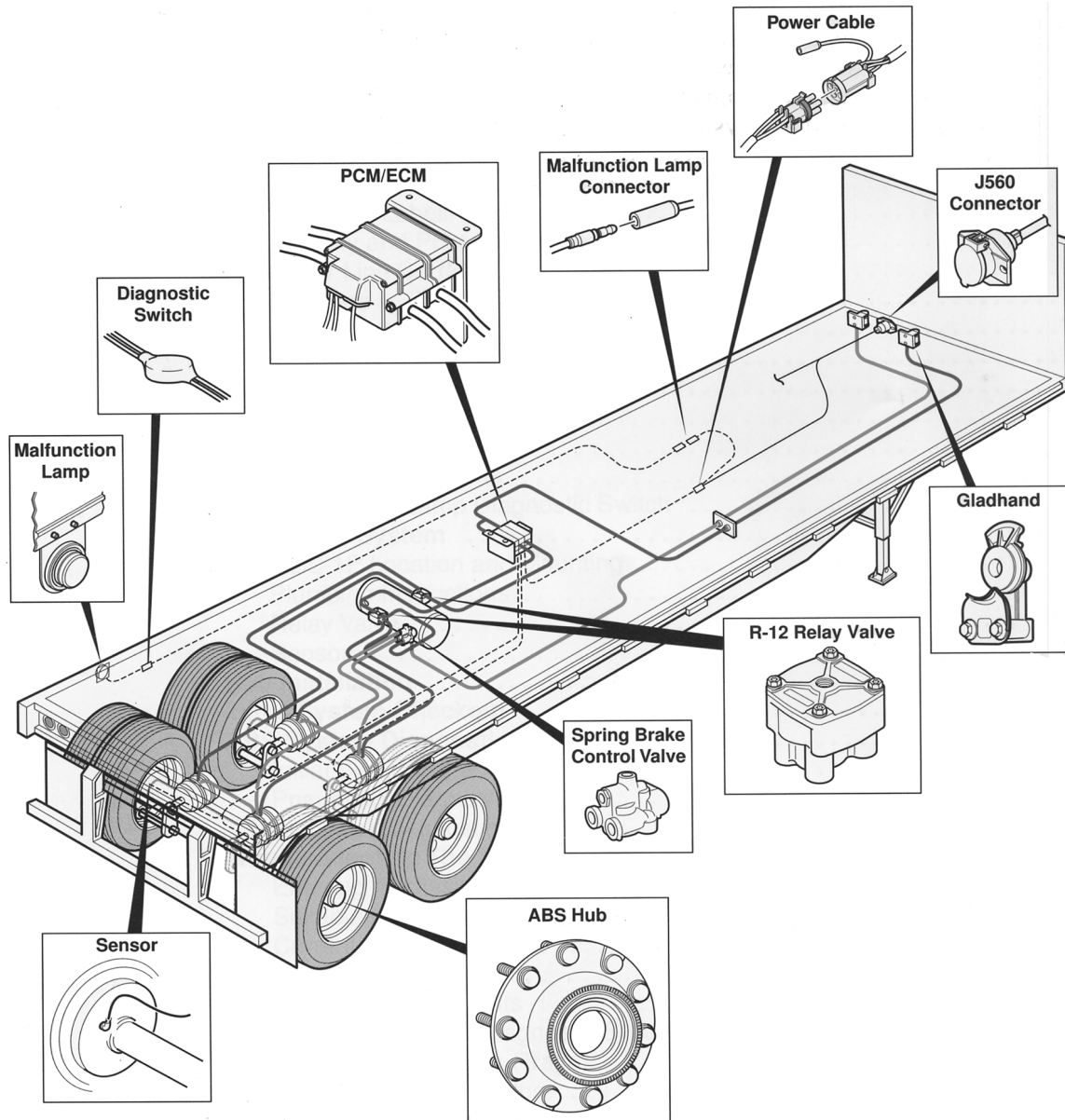


Wabash's MBS-1 & MBS-2 systems includes unique ABS components as well as interfacing with standard trailer components

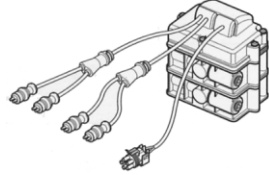











Part Number	Description	Quantity required	Figure
WAB10800260 for reference only replaced by WAB10800313	MBS-1  MBS1-P	1  1	
WAB12S00475	MBS-1 Mounting Bracket (optional)	1	
BLT00650 NUT00007 WSH00010	Bolt Nut Washer	2 2 2	
MIDAL10271914	ABS Sensor	2	
MIDA59512309	ABS Sensor Clip	2	
WAB14401359	ABS Wiring Harness	1	
WAB14401744	ABS Malfunction Lamp Harness w/Diagnostic Switch	1	
20TL30275Y	Yellow ABS Malfunction Lamp	1	
20TL30702	Closed Back Malfunction Lamp Grommet	1	
WAB14A00054	Straight Malfunction Lamp Mounting Bracket	1	
WAB14A00050	90 degree Malfunction Lamp Mounting Bracket	1	
WAB12900570	Relay Valve	1	
WAB25000978	Flash Code Label	1	

10: Air Brake Systems

10.9.1.2: WABASH MBS-1P (PROMBS1-2)

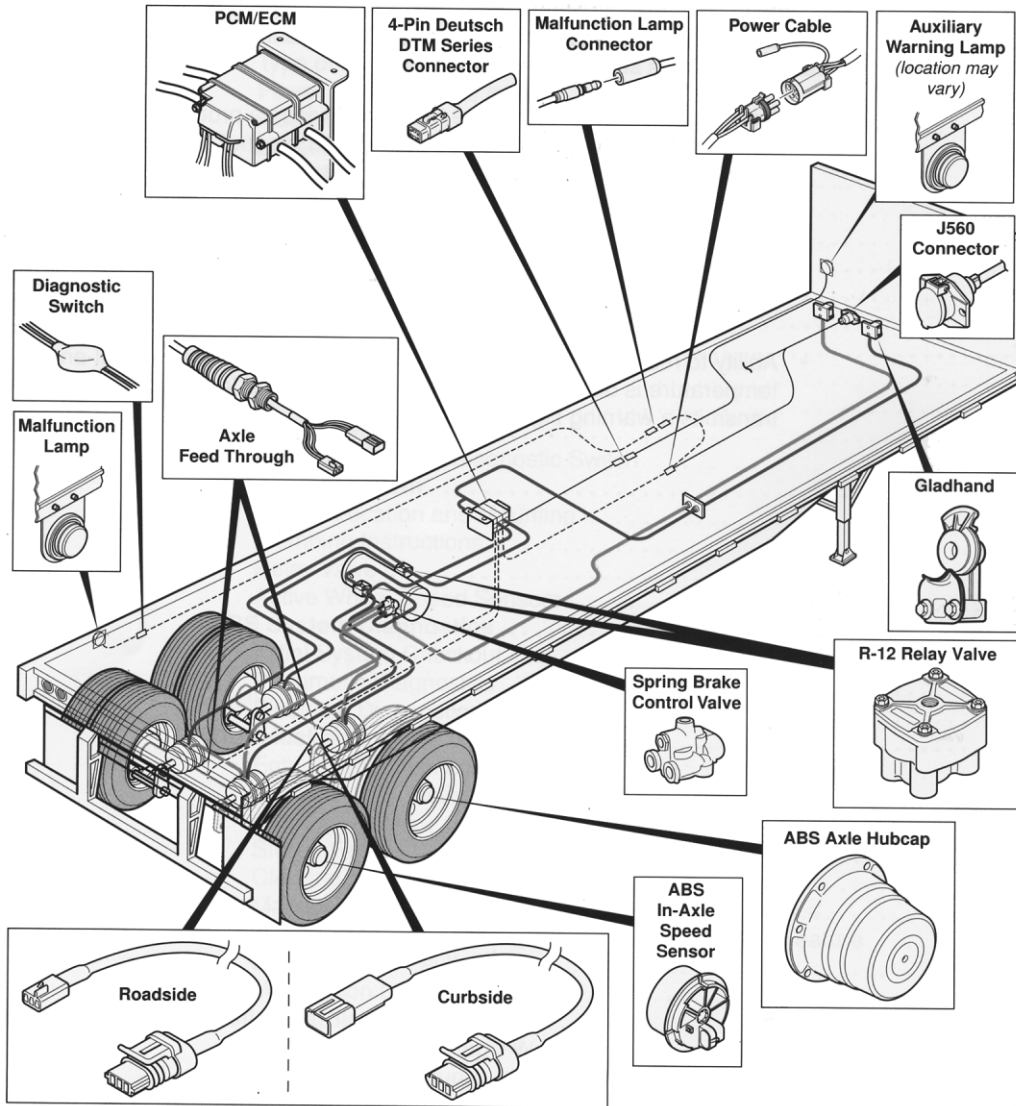


The Wabash MBS-1P enhances the original MBS-1 system by adding Power Line Carrier (PLC) and expanding the number of configuration options.










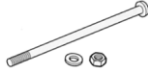






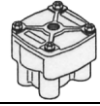

Part Number	Description	Quantity required	Figure
WAB10800314 WAB10800313	Short 2S-1M Power Cable Long 2S-1M Power Cable	1	
WAB10800357 WAB10800358	Short 2S-2M Power Cable Long 2S-2M Power Cable	1	
WAB10800362 WAB10800353	Short 4S-1M Power Cable Long 4S-1M Power Cable	1	
WAB10800359 WAB10800360	Short 4S-2M Power Cable Long 4S-2M Axle By Axle	1	
WAB10800361 WAB10800349	Short 4S-2M Power Cable Long 4S-2M Side By Side	1	
WAB12S00475	MBS-1 Mounting Bracket (optional)	1	
BLT00650 BLT00732 NUT00007 WSH00010	Bolt (3-1/2" 1M system) Bolt (5-1/2" 2M system) Nut Washer	2 2 2 2	
WAB10800225 WAB10800123 WAB10800068	Bosh ABS Sensor Wabco ABS Sensor Midland ABS Sensor	2	
WAB10800226 WAB10800009 WAB10800069	Bosh ABS Sensor Clip Wabco ABS Sensor Clip Midland ABS Sensor Clip	2	
WAB14401359	ABS Wiring Harness	1	
WAB14401744	ABS Malfunction Lamp Harness w/Diagnostic Switch	1	
20TL30275Y	Yellow ABS Malfunction Lamp	1	
20TL30702	Closed Back Malfunction Lamp Grommet	1	
WAB14A00054	Straight Malfunction Lamp Mounting Bracket	1	
WAB14A00050	90 degree Malfunction Lamp Mounting Bracket	1	
WAB12900570	Relay Valve	1	
WAB25000945	Flash Code Label	1	

10: Air Brake Systems

10.9.1.3: WABASH MBS-2 (PROMBS2-1)



Part Number	Description	Quantity required	Figure
WAB10800316 WAB10800317	Short 2S-1M w/168" Power Cable Long 2S-1M w/30" Power Cable	1	
WAB10800318 WAB10800319	Short 2S-2M w/168" Power Cable Long 2S-2M w/30" Power Cable	1	
WAB10800320 WAB10800321	Short 4S-1M w/168" Power Cable Long 4S-1M w/30" Power Cable	1	
WAB10800315 WAB10800324	Short 4S-2M w/168" Power Cable Long 4S-2M w/30" PC (Axle By Axle)	1	
WAB10800322 WAB10800323	Short 4S-2M w/168" Power Cable Long 4S-2M w/30" PC (Side By Side)	1	

Part Number	Description	Quantity required	Figure
WAB10600482	ABS Hub Cap for In-Axle Sensor with TP-Spindle 6 Hole	2 or 4	
WAB10800294	Spindle Extension Adapter for In-Axle Sensor (Aluminum Hub)	2 or 4	
WAB10800282	Curbside In-Axle Sensor	1 or 2	
WAB10800283	Roadside In-Axle Sensor	1 or 2	
BLT00722	Speed Sensor Mounting Bolt (Standard Hub)	2 or 4	Standard  Aluminum 
BLT00511	Speed Sensor Mounting Bolt (Aluminum Hub)	2 or 4	
WSH00152	Mounting Bolt Wave Washer (Standard Hubs)	2 or 4	Standard  Aluminum 
WSH00153	Mounting Bolt Lockwasher (Alumium Hubs)	2 or 4	
WAB1800291	Curbside In-Axle Speed Sensor Harness	1 or 2	Curbside Shown 
WAB1800292	Roadside In-Axle Speed Sensor Harness	1 or 2	
WAB12S00475	MBS-1 Mounting Bracket (optional)	1	
BLT00650 BLT00732 NUT00007 WSH00010	Bolt (3-1/2" 1M system) Bolt (5-1/2" 2M system) Nut Washer	2 2 2 2	
WAB14401359	ABS Wiring Harness	1	
WAB14401744	ABS Malfunction Lamp Harness w/Diagnostic Switch	1	
20TL30275Y	Yellow ABS Malfunction Lamp	1	
20TL30702	Closed Back Malfunction Lamp Grommet	1	
WAB14A00054	Straight Malfunction Lamp Mounting Bracket	1	
WAB14A00050	90 degree Malfunction Lamp Mounting Bracket	1	
WAB12900570	Relay Valve	1	
WAB25000945	Flash Code Label	1	

10: Air Brake Systems